

Super Tour Road America

Road America 3 Segments 4.048 miles

Grp 1 SM Qual 1

6/16/2017 13:10

Qualifying (25:00 Time) started at 13:19:34

Lap	Time of Day	Lap Tm	S1 Tm	Spd	S2 Tm	S3 Tm	Lap	Time of Day	Lap Tm	S1 Tm	Spd	S2 Tm	S3 Tm
<b>(39) Danny Steyn</b>							6	13:36:59.813	<b>2:45.482</b>	48.423			
1	13:26:01.042	2:45.052					7	13:39:47.489	2:47.676	48.530			
2	13:28:45.560	<b>2:44.518</b>	47.960				8	13:42:38.246	2:50.757	48.397			
3	13:31:32.612	2:47.052	48.014				9	13:45:32.234	2:53.988	50.672			
4	13:34:17.274	2:44.662	<b>47.914</b>				<b>(0) Chris Haldeman</b>						
5	13:37:03.125	2:45.851	47.953				1	13:23:16.923	3:24.056				
6	13:39:51.169	2:48.044	48.455				2	13:26:02.464	<b>2:45.541</b>				
p7	13:42:53.892	3:02.723	48.237				3	13:28:49.767	2:47.303	<b>48.178</b>			
<b>(08) Michael Carter</b>							4	13:31:37.565	2:47.798	50.190			
1	13:23:16.078	3:38.212					5	13:34:23.434	2:45.869	<b>48.224</b>			
2	13:26:01.131	2:45.053					6	13:37:12.198	2:48.764	49.332			
3	13:28:45.661	<b>2:44.530</b>	<b>47.950</b>				7	13:39:58.842	2:46.644	48.358			
4	13:31:32.259	2:46.598	47.985				8	13:42:45.481	2:46.639	48.833			
5	13:34:17.080	2:44.821	48.048				9	13:45:33.214	2:47.733	48.866			
6	13:37:03.209	2:46.129	48.275				<b>(31) Britt Casey Jr.</b>						
7	13:39:52.062	2:48.853	48.562				1	13:23:16.845	3:23.037				
8	13:42:40.161	2:48.099	48.040				2	13:26:02.393	<b>2:45.548</b>				
p9	13:45:54.604	3:14.443	48.227				3	13:28:50.369	2:47.976	<b>48.186</b>			
<b>(13) Michael Gagliardo</b>							4	13:31:38.989	2:48.620	49.713			
1	13:23:16.503	3:37.006					p5	13:35:25.157	3:46.168	49.192			
2	13:26:01.279	<b>2:44.776</b>					<b>(17) Tom Brown</b>						
3	13:28:46.486	2:45.207	48.013				1	13:23:00.550	3:24.741				
4	13:31:32.369	2:45.883	48.414				2	13:25:54.112	2:53.562				
5	13:34:17.181	2:44.812	48.013				3	13:28:40.810	2:46.698	48.459			
6	13:37:04.122	2:46.941	<b>47.967</b>				4	13:31:28.052	2:47.242	49.856			
7	13:39:51.071	2:46.949	48.554				5	13:34:13.757	2:45.705	<b>48.220</b>			
p8	13:42:46.651	2:55.580	48.245				6	13:36:59.380	<b>2:45.623</b>	48.295			
<b>(72) Voytek Burdzy</b>							7	13:39:46.289	2:46.909	48.398			
1	13:25:12.494	5:25.339					8	13:42:33.223	2:46.934	48.587			
2	13:27:57.717	2:45.223	48.265				9	13:45:19.592	2:46.369	48.694			
3	13:30:42.510	<b>2:44.793</b>	<b>47.940</b>				<b>(07) Tyler Brown</b>						
4	13:33:27.873	2:45.363	47.942				1	13:23:00.463	3:25.781				
5	13:36:46.104	3:18.231	48.684				2	13:25:54.215	2:53.752				
6	13:39:37.509	2:51.405	48.062				3	13:28:41.974	2:47.759	48.715			
7	13:42:22.501	2:44.992	47.972				4	13:31:28.140	2:46.166	48.788			
8	13:45:18.764	2:56.263	48.249				5	13:34:13.846	2:45.706	<b>48.218</b>			
<b>(11) Daniel Bender</b>							6	13:36:59.496	<b>2:45.650</b>	48.281			
1	13:25:12.648	5:24.511					7	13:39:46.387	2:46.891	48.360			
2	13:27:57.873	2:45.225	48.263				8	13:42:33.311	2:46.924	48.569			
3	13:30:42.667	<b>2:44.794</b>	47.927				9	13:45:19.678	2:46.367	48.684			
4	13:33:28.024	2:45.357	<b>47.924</b>				<b>(21) Evan Pecore</b>						
5	13:36:46.255	3:18.231	48.329				1	13:26:04.770	2:45.716				
6	13:39:37.661	2:51.406	48.046				2	13:28:50.439	<b>2:45.669</b>	<b>47.967</b>			
7	13:42:22.656	2:44.995	47.957				3	13:31:36.733	2:46.294	48.336			
8	13:45:19.077	2:56.421	48.267				4	13:34:23.062	2:46.329	48.510			
<b>(05) Jason Knuteson</b>							5	13:37:12.704	2:49.642	49.884			
1	13:23:00.929	3:20.438					6	13:39:59.242	2:46.538	48.671			
2	13:25:53.462	2:52.533					7	13:42:46.009	2:46.767	48.518			
3	13:28:38.891	<b>2:45.429</b>	48.457				8	13:45:33.432	2:47.423	48.842			
4	13:31:25.934	2:47.043	48.581				<b>(2) Jim Drago</b>						
5	13:34:13.173	2:47.239	48.340				1	13:23:01.500	3:17.805				
6	13:37:00.205	2:47.032	48.256				2	13:25:52.687	2:51.187				
7	13:39:51.724	2:51.519	49.767				3	13:28:38.436	<b>2:45.749</b>	48.288			
8	13:42:38.250	2:46.526	<b>48.045</b>				4	13:31:26.627	2:48.191	49.708			
p9	13:45:48.056	3:09.806	49.038				5	13:34:12.803	2:46.176	<b>48.252</b>			
<b>(56) Todd Buras</b>							6	13:36:58.797	2:45.994	48.254			
1	13:23:01.591	3:16.639					7	13:39:47.303	2:48.506	49.389			
2	13:25:52.783	2:51.192					8	13:42:40.288	2:52.985	48.299			
3	13:28:38.530	2:45.747	<b>48.268</b>				p9	13:45:44.312	3:04.024	48.686			
4	13:31:25.622	2:47.092	48.644				<b>(29) T Craig Berry</b>						
5	13:34:14.331	2:48.709	48.814				1	13:23:01.897	3:16.235				


Dave Kircher Chief of Timing & Scoring

Orbits

Steve Pence Race Director

www.mylaps.com

Licensed to: Sports Car Club of America



Super Tour Road America

Road America 3 Segments 4.048 miles

Grp 1 SM Qual 1

6/16/2017 13:10

Qualifying (25:00 Time) started at 13:19:34

Lap	Time of Day	Lap Tm	S1 Tm	Spd	S2 Tm	S3 Tm	Lap	Time of Day	Lap Tm	S1 Tm	Spd	S2 Tm	S3 Tm
2	13:25:52.882	2:50.985					9	13:45:45.252	2:48.237	49.865			
3	13:28:38.743	<b>2:45.861</b>	48.399				<b>(24) Lee Thomas</b>						
4	13:31:25.707	2:46.964	48.580				1	13:23:18.279	3:18.342				
5	13:34:12.700	2:46.993	48.440				2	13:26:04.679	2:46.400				
6	13:36:58.685	2:45.985	48.281				3	13:28:51.012	<b>2:46.333</b>	<b>47.978</b>			
7	13:39:47.195	2:48.510	49.373				4	13:31:38.763	2:47.751	49.360			
8	13:42:37.276	2:50.081	<b>48.196</b>				5	13:34:27.228	2:48.465	48.725			
9	13:45:32.413	2:55.137	50.568				6	13:37:15.778	2:48.550	49.287			
<b>(121) Joseph Federl</b>							7	13:40:04.506	2:48.728	49.816			
1	13:23:24.333	3:10.840					8	13:42:54.571	2:50.065	49.459			
2	13:26:12.288	2:47.955					p9	13:46:23.725	3:29.154	50.699			
3	13:29:00.112	2:47.824	49.627				<b>(59) Robert Spence</b>						
4	13:31:47.944	2:47.832	49.051				1	13:26:13.619	2:47.291				
5	13:34:34.858	2:46.914	49.077				2	13:29:01.532	2:47.913	49.284			
6	13:37:21.657	2:46.799	48.565				3	13:31:49.275	2:47.743	49.259			
7	13:40:09.626	2:47.969	<b>48.218</b>				4	13:34:35.661	<b>2:46.386</b>	<b>48.323</b>			
8	13:42:55.498	<b>2:45.872</b>	48.327				5	13:37:23.390	2:47.729	49.137			
9	13:45:44.032	2:48.534	48.578				6	13:40:10.694	2:47.304	48.981			
<b>(8) Marco Gallaher</b>							7	13:42:58.249	2:47.555	49.000			
1	13:23:19.155	3:21.893					<b>(99) Kyle M. Webb</b>						
2	13:26:05.035	<b>2:45.880</b>					1	13:25:53.825	2:51.641				
3	13:28:52.097	2:47.062	<b>48.039</b>				2	13:28:40.324	<b>2:46.499</b>	48.587			
4	13:31:39.365	2:47.268	48.462				3	13:31:27.191	2:46.867	48.905			
5	13:34:26.035	2:46.670	48.214				<b>(42) Kyle Greenhill</b>						
6	13:37:13.429	2:47.394	48.808				1	13:23:25.618	3:18.379				
7	13:40:04.599	2:51.170	48.589				2	13:26:12.825	2:47.207				
p8	13:43:09.983	3:05.384	49.233				3	13:29:00.716	2:47.891	49.371			
<b>(3) Michael Ross</b>							4	13:31:48.630	2:47.914	48.935			
1	13:26:04.029	2:46.168					5	13:34:35.761	<b>2:47.131</b>	48.889			
2	13:28:50.175	2:46.146	48.416				6	13:37:24.860	2:49.099	49.265			
3	13:31:37.435	2:47.260	49.704				7	13:40:12.564	2:47.704	49.216			
4	13:34:23.344	<b>2:45.909</b>	<b>48.252</b>				8	13:43:00.572	2:48.008	48.949			
5	13:37:12.311	2:48.967	49.780				9	13:45:49.956	2:49.384	<b>48.869</b>			
<b>(16) Jonathan Davis</b>							<b>(78) Clark Cambern</b>						
1	13:23:27.911	3:12.384					1	13:23:39.880	3:02.605				
2	13:26:16.264	2:48.353					2	13:26:29.624	2:49.744	49.441			
3	13:29:03.394	2:47.130	48.987				3	13:29:18.991	2:49.367	50.336			
4	13:31:49.389	<b>2:45.995</b>	48.670				4	13:32:06.632	2:47.641	49.542			
5	13:34:36.110	2:46.721	<b>48.314</b>				5	13:34:54.570	2:47.938	49.153			
6	13:37:22.446	2:46.336	48.755				6	13:37:43.047	2:48.477	49.112			
7	13:40:08.765	2:46.319	48.569				7	13:40:31.185	2:48.138	<b>48.945</b>			
8	13:42:55.171	2:46.406	48.720				8	13:43:21.703	2:50.518	49.166			
9	13:45:42.038	2:46.867	48.742				9	13:46:09.177	<b>2:47.474</b>	49.194			
<b>(19) Justin Elder</b>							<b>(04) Spencer Rutherford</b>						
1	13:23:17.780	3:25.696					1	13:24:16.141	3:09.834				
2	13:26:03.832	<b>2:46.052</b>					2	13:27:05.938	2:49.797				
3	13:28:50.080	2:46.248	48.542				3	13:29:55.261	2:49.323	49.933			
4	13:31:36.643	2:46.563	48.612				4	13:32:43.611	2:48.350	49.413			
5	13:34:22.972	2:46.329	<b>48.519</b>				5	13:35:31.709	2:48.098	49.382			
6	13:37:13.222	2:50.250	50.313				6	13:38:19.249	<b>2:47.540</b>	<b>49.308</b>			
7	13:39:59.633	2:46.411	48.665				7	13:41:08.264	2:49.015	49.484			
8	13:42:46.231	2:46.598	48.847				8	13:43:56.976	2:48.712	49.487			
9	13:45:34.390	2:48.159	48.863				9	13:46:44.944	2:47.968	49.328			
<b>(76) Jeff Luckritz</b>							<b>(94) Thomas Sager</b>						
1	13:23:25.043	3:21.209					1	13:23:24.761	3:18.803				
2	13:26:12.531	2:47.488					2	13:26:12.421	2:47.660				
3	13:28:59.906	2:47.375	48.690				3	13:29:00.625	2:48.204	48.714			
4	13:31:47.793	2:47.887	49.186				4	13:31:48.212	<b>2:47.587</b>	<b>48.689</b>			
5	13:34:34.737	2:46.944	48.955				5	13:34:37.546	2:49.334	50.441			
6	13:37:21.254	2:46.517	48.620				6	13:37:25.397	2:47.851	49.294			
7	13:40:07.334	<b>2:46.080</b>	<b>48.565</b>				7	13:40:13.174	2:47.777	48.819			
8	13:42:57.015	2:49.681	48.614										


Dave Kircher Chief of Timing & Scoring

Orbits

Steve Pence Race Director

www.mylaps.com

Licensed to: Sports Car Club of America



Super Tour Road America

Road America 3 Segments 4.048 miles

Grp 1 SM Qual 1

6/16/2017 13:10

Qualifying (25:00 Time) started at 13:19:34

Lap	Time of Day	Lap Tm	S1 Tm	Spd	S2 Tm	S3 Tm	Lap	Time of Day	Lap Tm	S1 Tm	Spd	S2 Tm	S3 Tm
8	13:43:00.774	2:47.600	49.000				1	13:26:22.398	2:50.707				
9	13:46:01.695	3:00.921	53.179				2	13:29:11.435	2:49.037	49.692			
(1) Juan R Marchand							3	13:32:01.201	2:49.766	49.413			
1	13:24:43.775	3:32.159					4	13:34:49.492	<b>2:48.291</b>	49.126			
2	13:27:36.985	2:53.210	51.922				5	13:37:39.898	2:50.406	49.349			
3	13:30:25.279	2:48.294	48.964				6	13:40:29.365	2:49.467	49.722			
4	13:33:13.460	2:48.181	48.900				7	13:43:18.853	2:49.488	49.260			
5	13:36:01.532	2:48.072	49.009				8	13:46:08.094	2:49.241	<b>49.000</b>			
6	13:38:49.195	<b>2:47.663</b>	<b>48.433</b>				(63) Thomas Roberts						
7	13:41:37.504	2:48.309	48.874				1	13:23:38.077	3:04.022				
8	13:45:01.931	3:24.427	49.632				2	13:26:27.506	2:49.429	49.503			
9	13:48:21.057	3:19.126	1:03.317				3	13:29:17.788	2:50.282	49.481			
(171) Chris Craft							4	13:32:08.006	2:50.218	50.713			
1	13:26:22.381	2:50.304					5	13:34:56.320	<b>2:48.314</b>	<b>49.164</b>			
2	13:29:10.757	2:48.376	49.022				6	13:37:45.956	2:49.636	49.428			
3	13:31:59.009	2:48.252	49.360				7	13:40:35.400	2:49.444	49.506			
4	13:34:46.837	<b>2:47.828</b>	<b>48.984</b>				8	13:43:25.433	2:50.033	49.608			
5	13:37:35.623	2:48.786	49.195				p9	13:46:40.882	3:15.449	50.339			
6	13:40:24.759	2:49.136	49.548				(87) Keith Mellen						
7	13:43:16.660	2:51.901	49.805				1	13:23:37.159	3:07.824				
8	13:46:05.581	2:48.921	49.477				2	13:26:25.606	<b>2:48.447</b>	<b>49.104</b>			
(109) Andrew Devoto							3	13:29:15.202	2:49.596	49.126			
1	13:23:39.000	3:11.333					4	13:32:08.700	2:53.498	53.814			
2	13:26:27.525	2:48.525	49.787				5	13:34:57.214	2:48.514	49.225			
3	13:29:17.221	2:49.696	49.016				6	13:37:49.656	2:52.442	49.290			
4	13:32:05.428	2:48.207	49.634				7	13:40:40.614	2:50.958	49.955			
5	13:34:53.755	2:48.327	49.063				8	13:43:33.600	2:52.986	49.896			
6	13:37:41.662	<b>2:47.907</b>	49.399				(14) Amy Mills						
7	13:40:29.953	2:48.291	49.198				1	13:23:37.261	3:06.122				
8	13:43:19.027	2:49.074	<b>48.796</b>				2	13:26:26.744	2:49.483	49.857			
9	13:46:08.497	2:49.470	48.963				3	13:29:16.289	2:49.545	49.509			
(22) John Allen							4	13:32:05.059	2:48.770	49.488			
1	13:26:24.820	2:50.116					5	13:34:53.668	<b>2:48.609</b>	<b>49.271</b>			
2	13:29:13.143	2:48.323	49.355				6	13:37:42.523	2:48.855	49.597			
3	13:32:01.303	2:48.160	49.195				7	13:40:31.795	2:49.272	49.359			
4	13:34:49.859	2:48.556	49.446				8	13:43:23.164	2:51.369	49.741			
5	13:37:47.667	2:57.808	49.403				p9	13:46:35.622	3:12.458	49.625			
6	13:40:35.802	<b>2:48.135</b>	<b>49.040</b>				(71) Peter Naumburg						
7	13:43:27.912	2:52.110	49.547				1	13:26:16.439	2:50.635				
8	13:46:22.761	2:54.849	49.935				2	13:29:05.110	<b>2:48.671</b>	49.480			
(93) Jeff Van Bendegom							3	13:31:56.104	2:50.994	49.716			
1	13:23:31.822	3:09.557					4	13:34:45.699	2:49.595	49.775			
2	13:26:22.497	2:50.675					5	13:37:35.537	2:49.838	49.444			
3	13:29:10.640	<b>2:48.143</b>	49.054				6	13:40:26.214	2:50.677	50.739			
4	13:31:59.290	2:48.650	49.039				7	13:43:18.766	2:52.552	49.416			
5	13:34:47.600	2:48.310	49.025				8	13:46:07.706	2:48.940	<b>48.976</b>			
6	13:37:35.918	2:48.318	<b>48.839</b>				(124) Stephen Jeu						
7	13:40:24.950	2:49.032	50.172				1	13:24:24.546	3:15.586				
8	13:43:17.066	2:52.116	49.935				2	13:27:16.834	2:52.288				
9	13:46:05.927	2:48.861	49.402				3	13:30:08.654	2:51.820	51.580			
(70) Julian Garfield							4	13:32:58.914	2:50.260	49.694			
1	13:23:39.625	3:03.958					5	13:35:48.931	2:50.017	49.535			
2	13:26:29.443	2:49.818	49.336				6	13:38:37.707	2:48.776	49.484			
3	13:29:20.120	2:50.677	50.715				7	13:41:27.326	2:49.619	<b>49.307</b>			
4	13:32:09.388	2:49.268	49.089				8	13:44:16.451	2:49.125	49.568			
5	13:34:57.630	<b>2:48.242</b>	<b>48.926</b>				9	13:47:05.170	<b>2:48.719</b>	49.664			
6	13:37:46.945	2:49.315	49.000				(12) Roger Pogorzelski						
7	13:40:35.423	2:48.478	49.038				1	13:23:31.501	3:13.445				
8	13:43:25.085	2:49.662	49.441				2	13:26:23.371	2:51.870				
9	13:46:20.013	2:54.928	49.257				3	13:29:13.197	2:49.826	49.498			
(55) Senter Smith							4	13:32:03.056	2:49.859	49.992			
							5	13:34:51.811	<b>2:48.755</b>	<b>49.339</b>			


Dave Kircher Chief of Timing & Scoring

Orbits

Steve Pence Race Director

www.mylaps.com

Licensed to: Sports Car Club of America



Super Tour Road America

Road America 3 Segments 4.048 miles

Grp 1 SM Qual 1

6/16/2017 13:10

Qualifying (25:00 Time) started at 13:19:34

Lap	Time of Day	Lap Tm	S1 Tm	Spd	S2 Tm	S3 Tm	Lap	Time of Day	Lap Tm	S1 Tm	Spd	S2 Tm	S3 Tm
6	13:37:41.453	2:49.642	49.509				1	13:23:59.109	3:10.687				
7	13:40:31.748	2:50.295	49.369				2	13:26:52.033	2:52.924	51.404			
8	13:43:23.092	2:51.344	49.439				3	13:29:45.029	2:52.996	50.735			
p9	13:46:34.401	3:11.309	49.374				4	13:32:37.481	2:52.452	51.102			
<b>(117) Whitfield Gregg</b>							5	13:35:28.759	2:51.278	50.613			
1	13:23:37.712	3:04.947					6	13:38:20.222	2:51.463	50.269			
2	13:26:27.292	2:49.580	49.543				7	13:41:10.431	<b>2:50.209</b>	49.770			
3	13:29:16.730	2:49.438	<b>49.112</b>				8	13:44:11.000	3:00.569	<b>49.767</b>			
4	13:32:06.384	2:49.654	49.813				9	13:47:03.692	2:52.692	50.543			
5	13:34:56.088	2:49.704	49.560				<b>(178) Ricardo Juncos</b>						
6	13:37:45.736	2:49.648	49.282				1	13:24:16.922	3:18.947				
7	13:40:35.048	2:49.312	49.435				2	13:27:08.467	2:51.545				
8	13:43:23.811	<b>2:48.763</b>	49.395				3	13:30:00.146	2:51.679	50.029			
p9	13:46:38.654	3:14.843	49.197				4	13:32:51.465	2:51.319	50.095			
<b>(172) Justin Crickenberger</b>							5	13:35:43.845	2:52.380	50.153			
1	13:23:32.555	3:08.124					6	13:38:35.195	2:51.350	50.420			
2	13:26:24.755	2:52.200					7	13:41:28.556	2:53.361	50.099			
3	13:29:13.800	<b>2:49.045</b>	49.585				8	13:44:18.859	<b>2:50.303</b>	<b>49.982</b>			
4	13:32:03.135	2:49.335	49.444				9	13:47:09.230	2:50.371	50.296			
p5	13:35:23.297	3:20.162	<b>49.394</b>				<b>(84) Noah Luzzi</b>						
<b>(69) James Cooper Lilly</b>							1	13:24:24.626	3:17.022				
1	13:23:53.289	3:10.906					2	13:27:20.832	2:56.206				
2	13:26:43.362	2:50.073	50.372				3	13:30:15.090	2:54.258	50.566			
3	13:29:34.153	2:50.791	50.565				4	13:33:07.458	2:52.368	50.178			
4	13:32:24.468	2:50.315	50.509				5	13:35:59.473	2:52.015	50.251			
5	13:35:13.902	<b>2:49.434</b>	<b>49.863</b>				6	13:38:51.809	2:52.336	50.159			
6	13:38:06.483	2:52.581	50.272				7	13:41:43.993	2:52.184	<b>49.626</b>			
7	13:40:57.833	2:51.350	50.174				8	13:44:35.727	2:51.734	50.083			
8	13:43:49.819	2:51.986	49.930				9	13:47:26.913	<b>2:51.186</b>	49.705			
9	13:46:40.129	2:50.310	50.120				<b>(136) Thomas Cochran</b>						
<b>(7) Chris Giesen</b>							1	13:26:52.725	2:53.178	51.279			
1	13:24:00.361	3:07.721					2	13:29:46.316	2:53.591	50.782			
2	13:26:53.343	2:52.982	50.833				3	13:32:38.978	2:52.662	50.825			
3	13:29:45.306	2:51.963	50.161				4	13:35:32.606	2:53.628	50.400			
4	13:32:37.111	2:51.805	50.560				5	13:38:26.175	2:53.659	50.437			
5	13:35:28.414	2:51.303	50.509				6	13:41:20.963	2:54.788	50.927			
6	13:38:19.621	2:51.207	50.058				7	13:44:16.261	2:55.298	50.712			
7	13:41:09.555	<b>2:49.934</b>	<b>49.762</b>				8	13:47:08.044	<b>2:51.783</b>	<b>49.758</b>			
8	13:44:00.348	2:50.793	49.798				<b>(108) Leland Werner</b>						
p9	13:47:16.105	3:15.757	51.160				1	13:27:07.820	2:57.819				
<b>(09) Stephen Hoch</b>							2	13:30:02.244	2:54.624	50.764			
1	13:23:54.863	3:08.455					3	13:32:55.324	2:53.080	<b>50.737</b>			
2	13:26:46.591	2:51.728	50.618				4	13:35:47.899	2:52.575	50.750			
3	13:29:37.294	2:50.703	50.346				5	13:38:40.030	<b>2:52.131</b>	50.834			
4	13:32:28.416	2:51.122	50.240				6	13:41:35.261	2:55.231	50.936			
5	13:35:20.347	2:51.931	50.150				7	13:44:32.988	2:57.727	51.012			
6	13:38:11.206	2:50.859	50.140				8	13:47:27.099	2:54.111	51.110			
7	13:41:01.292	<b>2:50.086</b>	<b>49.876</b>				<b>(148) Lee Alexander</b>						
8	13:43:52.223	2:50.931	49.944				1	13:24:34.879	3:32.438				
9	13:46:43.788	2:51.565	50.691				2	13:27:33.212	2:58.333				
<b>(44) Paul Gilbert</b>							3	13:30:31.437	2:58.225	51.587			
1	13:23:46.991	3:07.825					4	13:33:27.430	2:55.993	51.390			
2	13:26:38.500	2:51.509	50.566				5	13:36:25.599	2:58.169	51.231			
3	13:29:29.777	2:51.277	50.367				6	13:39:20.068	2:54.469	<b>50.737</b>			
4	13:32:20.850	2:51.073	50.420				7	13:42:14.152	<b>2:54.084</b>	50.910			
5	13:35:11.215	2:50.365	<b>49.892</b>				8	13:45:10.402	2:56.250	50.773			
6	13:38:02.490	2:51.275	50.529				<b>(41) Michael Thomae</b>						
7	13:40:52.675	<b>2:50.185</b>	50.258				1	13:24:21.415	3:17.444				
8	13:43:43.716	2:51.041	50.308				2	13:27:23.938	3:02.523				
9	13:46:34.364	2:50.648	50.230				3	13:30:22.954	2:59.016	52.539			
<b>(85) John Harms</b>							4	13:33:21.437	2:58.483	51.844			
1	13:23:46.991	3:07.825					5	13:36:23.832	3:02.395	51.788			


Dave Kircher Chief of Timing & Scoring

Orbits

Steve Pence Race Director

www.mylaps.com

Licensed to: Sports Car Club of America



Super Tour Road America

Road America 3 Segments 4.048 miles

Group 1 SM

6/16/2017 13:10

Grp 1 SM Qual 1

Qualifying (25:00 Time) started at 13:19:34

Lap	Time of Day	Lap Tm	S1 Tm	Spd	S2 Tm	S3 Tm	Lap	Time of Day	Lap Tm	S1 Tm	Spd	S2 Tm	S3 Tm
6	13:39:19.779	<b>2:55.947</b>	<b>51.475</b>										
7	13:42:18.259	2:58.480	51.847										
8	13:45:19.261	3:01.002	51.547										

(48) John Iwata

1	13:24:18.468	3:18.743											
2	13:27:16.742	2:58.274											
3	13:30:16.102	2:59.360	52.076										
4	13:33:13.874	2:57.772	52.065										
5	13:36:13.143	2:59.269	<b>51.226</b>										
6	13:39:13.017	2:59.874	52.190										
7	13:42:12.609	2:59.592	52.626										
8	13:45:10.352	<b>2:57.743</b>	51.600										

(4) Mike Soward

1	13:24:24.402	3:19.701											
2	13:27:26.344	<b>3:01.942</b>											
3	13:30:29.745	3:03.401	53.186										
4	13:33:33.114	3:03.369	53.471										
5	13:36:37.280	3:04.166	<b>52.926</b>										
6	13:39:43.460	3:06.180	53.384										
7	13:42:55.063	3:11.603	56.951										
8	13:46:00.080	3:05.017	54.639										

(145) Steven Powers

1	13:23:20.307	<b>3:22.114</b>											
p2	13:28:27.585	5:07.278											

Dave Kircher Chief of Timing & Scoring

Orbits

Steve Pence Race Director

www.mylaps.com

Licensed to: Sports Car Club of America