

Super Tour Road America

Road America 3 Segments 4.048 miles

Grp 4 EP,FP,HP,GTL Race 2

6/18/2017 12:30

Race (13 Laps) started at 12:45:04

Lap	Time of Day	Lap Tm	S1 Tm	Spd	S2 Tm	S3 Tm	Lap	Time of Day	Lap Tm	S1 Tm	Spd	S2 Tm	S3 Tm
<b>(63) Joe Moser</b>							7	13:09:38.189	2:38.965	45.524	123.553		
1	12:50:09.743	5:04.807	1:25.851	50.897			8	13:12:15.126	2:36.937	45.559	122.811		
2	12:56:27.944	6:18.201	2:36.597	42.052			9	13:14:52.881	2:37.755	45.546	123.181		
3	12:59:01.455	2:33.511	45.416	135.417			10	13:17:32.722	2:39.841	45.404	124.683		
4	13:01:32.803	2:31.348	<b>43.196</b>	<b>136.320</b>			11	13:20:10.768	2:38.046	45.781	116.513		
5	13:04:05.104	2:32.301	43.601	135.642			12	13:22:54.808	2:44.040	45.688	121.896		
6	13:06:36.427	<b>2:31.323</b>	43.249	136.320			13	13:26:09.976	3:15.168	45.360	117.856		
7	13:09:09.102	2:32.675	43.270	134.526			<b>(2) Lance Loughman</b>						
8	13:11:41.474	2:32.372	43.546	134.526			p1	12:50:18.555	5:12.274	1:29.455	50.427		
9	13:14:15.634	2:34.160	44.339	133.866			2	12:56:29.068	6:10.513		46.210		
10	13:16:52.307	2:36.673	45.224	122.443			3	12:59:12.313	2:43.245		121.896		
11	13:19:27.323	2:35.016	43.804	133.429			4	13:01:51.574	2:39.261	45.269	131.710		
12	13:22:03.207	2:35.884	43.806	133.212			5	13:04:27.821	<b>2:36.247</b>	<b>43.825</b>	<b>132.779</b>		
13	13:24:44.601	2:41.394	44.117	129.009			6	13:07:05.044	2:37.223	44.413	132.564		
<b>(99) Breton Williams</b>							7	13:09:43.753	2:38.709	44.694	123.553		
p1	12:50:11.737	5:06.291	1:27.302	49.095			8	13:12:22.163	2:38.410	45.179	128.604		
2	12:56:28.565	6:18.828		45.015			9	13:15:00.198	2:38.035	44.437	131.077		
3	12:59:07.335	2:38.770		128.402			10	13:17:38.933	2:38.735	45.269	126.028		
4	13:01:43.285	2:35.950	45.193	128.402			11	13:20:18.381	2:39.448	45.130	126.222		
5	13:04:18.176	2:34.891	44.769	128.604			12	13:22:58.278	2:39.897	44.986	125.641		
6	13:06:53.522	2:35.346	45.124	128.806			13	13:26:12.053	3:13.775	45.275	126.028		
7	13:09:29.201	2:35.679	45.053	<b>129.009</b>			<b>(08) Bill Hingston</b>						
8	13:12:03.693	2:34.492	<b>44.395</b>	128.806			p1	12:51:42.442	6:30.383	1:41.422	58.174		
9	13:14:38.169	<b>2:34.476</b>	44.469	128.201			2	12:56:36.663	4:54.221		92.735		
10	13:17:13.006	2:34.837	44.459	127.601			3	12:59:24.453	2:47.790		111.282		
11	13:19:49.132	2:36.126	44.905	128.402			4	13:02:02.975	<b>2:38.522</b>	<b>45.823</b>	<b>124.115</b>		
12	13:22:25.772	2:36.640	44.780	128.201			5	13:04:42.197	2:39.222	46.171	124.115		
13	13:25:06.347	2:40.575	44.808	109.056			6	13:07:21.232	2:39.035	45.921	123.181		
<b>(89) Jon Brakke</b>							7	13:10:00.428	2:39.196	46.075	122.260		
p1	12:50:09.744	5:04.521	1:25.999	51.280			8	13:12:39.888	2:39.460	46.623	122.078		
2	12:56:28.155	6:18.411		44.842			9	13:15:19.472	2:39.584	46.282	121.533		
3	12:59:02.940	2:34.785		132.136			10	13:17:59.832	2:40.360	46.706	122.443		
4	13:02:06.991	3:04.051	<b>43.001</b>	<b>133.647</b>			11	13:20:39.510	2:39.678	46.562	121.714		
5	13:04:41.238	2:34.247	43.729	129.623			12	13:23:21.692	2:42.182	46.466	121.533		
6	13:07:12.649	<b>2:31.411</b>	43.566	131.710			13	13:27:20.314	3:58.622	46.592	106.086		
7	13:09:45.468	2:32.819	43.665	131.710			<b>(88) Paul F. Jensen</b>						
8	13:12:17.478	2:32.010	43.814	129.418			p1	12:50:34.946	5:26.397	1:34.512	54.528		
9	13:14:50.749	2:33.271	43.770	131.923			2	12:56:30.456	5:55.510		40.391		
10	13:17:24.305	2:33.556	43.787	131.710			3	12:59:17.287	2:46.831		<b>122.811</b>		
11	13:19:56.758	2:32.453	43.867	131.077			4	13:02:01.678	2:44.391	<b>46.571</b>	121.896		
12	13:22:33.419	2:36.661	43.909	131.077			5	13:04:44.163	2:42.485	47.468	118.711		
13	13:25:06.791	2:33.372	43.768	130.242			6	13:07:26.234	2:42.071	47.071	120.815		
<b>(51) Ken Kannard</b>							7	13:10:09.333	2:43.099	47.214	119.230		
p1	12:50:13.892	5:08.432	1:28.193	47.748			8	13:12:51.379	<b>2:42.046</b>	47.442	119.754		
2	12:56:28.796	6:14.904		45.491			9	13:15:34.029	2:42.650	46.852	119.230		
3	12:59:09.749	2:40.953		<b>127.601</b>			10	13:18:17.639	2:43.610	47.507	119.230		
4	13:01:48.274	2:38.525	45.654	124.873			11	13:21:01.563	2:43.924	47.337	119.404		
5	13:04:25.995	2:37.721	45.803	127.204			12	13:23:48.152	2:46.589	47.544	118.539		
6	13:07:02.425	2:36.430	45.068	126.809			13	13:27:39.137	3:50.985	52.694	89.488		
7	13:09:40.141	2:37.716	<b>44.981</b>	125.834			<b>(48) Michael Sturm</b>						
8	13:12:17.742	2:37.601	45.760	125.256			p1	12:50:41.820	5:32.446	1:35.207	55.452		
9	13:14:53.748	<b>2:36.006</b>	45.046	126.222			2	12:56:30.217	5:48.397		47.443		
10	13:17:32.969	2:39.221	45.256	121.353			3	12:59:18.337	2:48.120		<b>122.627</b>		
11	13:20:10.604	2:37.635	45.759	124.683			4	13:02:03.061	2:44.724	<b>46.518</b>	122.078		
12	13:22:54.203	2:43.599	45.633	123.553			5	13:04:47.149	2:44.088	46.981	120.459		
13	13:26:07.805	3:13.602	45.694	124.493			6	13:07:29.744	2:42.595	47.252	119.930		
<b>(18) Steve Sargis</b>							7	13:10:13.453	2:43.709	47.357	119.057		
p1	12:50:15.385	5:09.438	1:28.706	47.888			8	13:12:58.951	2:45.498	47.102	118.711		
2	12:56:28.781	6:13.396		43.185			9	13:15:41.661	2:42.710	47.242	120.994		
3	12:59:08.684	2:39.903		125.448			10	13:18:25.726	2:44.065	49.528	117.181		
4	13:01:46.032	2:37.348	<b>45.008</b>	<b>125.641</b>			11	13:21:08.373	2:42.647	46.661	121.353		
5	13:04:22.908	2:36.876	45.688	124.115			12	13:23:50.087	<b>2:41.714</b>	46.777	119.404		
6	13:06:59.224	<b>2:36.316</b>	45.422	124.115			13	13:27:39.673	3:49.586	51.046	88.615		


Dave Kircher Chief of Timing & Scoring

Orbits

Steve Pence Race Director

www.mylaps.com

Licensed to: Sports Car Club of America



Super Tour Road America

Road America 3 Segments 4.048 miles

Grp 4 EP,FP,HP,GTL Race 2

6/18/2017 12:30

Race (13 Laps) started at 12:45:04

Lap	Time of Day	Lap Tm	S1 Tm	Spd	S2 Tm	S3 Tm	Lap	Time of Day	Lap Tm	S1 Tm	Spd	S2 Tm	S3 Tm
<b>(07) Tim Anastopoulos</b>													
1	12:50:44.789	5:37.019	1:33.383	55.302			8	13:13:17.583	2:47.224	47.833	121.173		
2	12:56:29.473	5:44.684	2:10.902	42.292			9	13:16:06.496	2:48.913	49.752	118.026		
3	12:59:15.667	2:46.194	50.923	123.740			10	13:18:51.777	2:45.281	48.139	119.057		
4	13:01:56.378	<b>2:40.711</b>	<b>45.757</b>	<b>126.613</b>			11	13:21:37.783	2:46.006	47.498	120.994		
5	13:04:45.643	2:49.265	52.967	118.539			12	13:24:27.028	2:49.245	47.976	119.579		
6	13:07:32.106	2:46.463	49.236	111.282			13	13:27:46.213	3:19.185	49.061	111.130		
7	13:10:14.241	2:42.135	46.444	116.679			<b>(81) Ron Olsen</b>						
8	13:12:58.550	2:44.309	46.740	116.846			p1	12:50:21.730	5:14.908	1:30.848	55.679		
9	13:15:41.020	2:42.470	46.529	120.815			2	12:56:29.335	6:07.605		40.876		
10	13:18:24.115	2:43.095	46.537	123.181			3	12:59:22.468	2:53.133		116.182		
11	13:21:07.875	2:43.760	46.658	122.443			4	13:02:07.864	2:45.396	45.974	123.740		
12	13:23:55.063	2:47.188	47.567	115.525			5	13:04:55.094	2:47.230	46.509	<b>124.304</b>		
13	13:27:41.213	3:46.150	49.839	109.494			6	13:07:39.293	2:44.199	46.460	111.738		
<b>(42) Geralt Lamb</b>													
p1	12:50:44.120	5:33.885	1:35.505	57.438			7	13:10:22.010	<b>2:42.717</b>	<b>45.869</b>	114.876		
2	12:56:31.036	5:46.916		49.904			8	13:13:12.071	2:50.061	48.376	99.746		
3	12:59:24.901	2:53.865		115.362			9	13:15:59.778	2:47.707	47.215	119.057		
4	13:02:11.836	2:46.935	48.227	<b>126.222</b>			10	13:18:49.109	2:49.331	48.587	109.056		
5	13:04:55.957	2:44.121	46.938	119.754			11	13:21:39.047	2:49.938	47.898	119.930		
6	13:07:40.711	2:44.754	46.943	121.173			12	13:24:32.234	2:53.187	47.469	112.972		
7	13:10:24.132	2:43.421	46.651	124.493			13	13:27:47.330	3:15.096	49.490	102.883		
8	13:13:07.508	2:43.376	46.458	120.459			<b>(06) Isaac Preston</b>						
9	13:15:49.926	2:42.418	46.637	124.493			p1	12:50:57.120	5:45.663	1:41.293	57.804		
10	13:18:31.370	<b>2:41.444</b>	46.541	124.493			2	12:56:32.343	5:35.223		80.504		
11	13:21:13.744	2:42.374	<b>46.372</b>	125.064			3	12:59:31.695	2:59.352		<b>118.026</b>		
12	13:23:59.982	2:46.238	46.471	124.304			4	13:02:20.002	2:48.307	49.105	117.686		
13	13:27:42.593	3:42.611	48.540	113.442			5	13:05:06.183	2:46.181	47.598	117.349		
<b>(74) Mike Gnadt</b>													
p1	12:50:39.949	5:30.564	1:35.104	55.228			6	13:07:54.649	2:48.466	47.892	107.198		
2	12:56:30.569	5:50.620		44.867			7	13:10:39.279	<b>2:44.630</b>	47.609	117.013		
3	12:59:24.337	2:53.768		122.995			8	13:13:24.508	2:45.229	<b>47.543</b>	117.517		
4	13:02:11.827	2:47.490	47.502	122.627			9	13:16:12.901	2:48.393	48.196	116.846		
5	13:04:56.723	2:44.896	47.365	124.493			10	13:18:57.580	2:44.679	47.914	115.362		
6	13:07:42.303	2:45.580	46.976	123.927			11	13:21:43.908	2:46.328	48.426	115.689		
7	13:10:24.950	2:42.647	<b>46.376</b>	119.404			12	13:24:35.331	2:51.423	48.750	115.853		
8	13:13:08.802	2:43.852	46.406	<b>125.448</b>			13	13:27:48.268	3:12.937	50.655	108.190		
9	13:15:52.175	2:43.373	47.837	123.181			<b>(15) Greg Gauper</b>						
10	13:18:35.066	2:42.891	46.919	123.740			p1	12:51:06.584	5:53.154	1:42.196	57.479		
11	13:21:17.302	<b>2:42.236</b>	46.442	123.927			2	12:56:33.081	5:26.497		100.978		
12	13:24:02.867	2:45.565	46.662	123.927			3	12:59:33.013	2:59.932		101.731		
13	13:27:43.764	3:40.897	48.445	112.506			4	13:02:21.423	2:48.410	48.728	<b>118.026</b>		
<b>(83) Bob Perona</b>													
p1	12:50:32.810	5:24.779	1:34.163	57.157			5	13:05:09.265	2:47.842	48.384	115.525		
2	12:56:29.752	5:56.942		42.379			6	13:07:57.666	2:48.401	48.170	101.858		
3	12:59:21.008	2:51.256		116.846			7	13:10:44.481	2:46.815	48.175	117.013		
4	13:02:09.554	2:48.546	48.225	115.853			8	13:13:30.173	2:45.692	48.789	114.555		
5	13:04:55.050	2:45.496	48.781	115.689			9	13:16:15.258	<b>2:45.085</b>	49.184	115.362		
6	13:07:40.896	2:45.846	48.412	116.182			10	13:19:01.519	2:46.261	<b>47.724</b>	117.013		
7	13:10:25.868	2:44.972	47.621	116.679			11	13:21:48.373	2:46.854	49.192	114.394		
8	13:13:09.738	2:43.870	47.972	115.689			12	13:24:40.076	2:51.703	49.414	113.285		
9	13:15:52.973	2:43.235	47.821	116.513			13	13:27:48.878	3:08.802	50.050	112.352		
10	13:18:35.830	<b>2:42.857</b>	<b>47.156</b>	<b>117.181</b>			<b>(0) Jeffrey Parnell</b>						
11	13:21:20.821	2:44.991	47.474	115.853			p1	12:51:08.232	5:54.558	1:41.348	59.399		
12	13:24:05.412	2:44.591	48.172	114.075			2	12:56:33.689	5:25.457		103.142		
13	13:27:44.717	3:39.305	49.224	113.916			3	12:59:27.694	2:54.005		113.916		
<b>(72) Michael Froh</b>													
p1	12:50:45.953	5:35.880	1:37.643	57.519			4	13:02:14.533	2:46.839	48.614	114.876		
2	12:56:31.315	5:45.362		57.844			5	13:05:01.266	<b>2:46.733</b>	48.739	114.715		
3	12:59:26.719	2:55.404		116.017			6	13:07:48.560	2:47.294	48.666	113.916		
4	13:02:13.205	2:46.486	49.136	120.459			7	13:10:36.760	2:48.200	49.089	112.506		
5	13:04:59.952	2:46.747	48.659	<b>122.078</b>			8	13:13:25.500	2:48.740	49.236	113.129		
6	13:07:45.672	2:45.720	<b>47.470</b>	112.817			9	13:16:13.241	2:47.741	48.738	113.916		
7	13:10:30.359	<b>2:44.687</b>	47.627	120.637			10	13:19:06.565	2:53.324	<b>48.502</b>	<b>115.689</b>		
<b>(28) Jacob Clark</b>													
							11	13:21:55.816	2:49.251	49.630	113.600		
							12	13:24:44.199	2:48.383	49.492	111.738		
							13	13:27:49.611	3:05.412	49.141	111.585		


Dave Kircher Chief of Timing & Scoring

Orbits

Steve Pence Race Director

www.mylaps.com

Licensed to: Sports Car Club of America



Super Tour Road America

Road America 3 Segments 4.048 miles

Grp 4 EP,FP,HP,GTL Race 2

6/18/2017 12:30

Race (13 Laps) started at 12:45:04

Lap	Time of Day	Lap Tm	S1 Tm	Spd	S2 Tm	S3 Tm	Lap	Time of Day	Lap Tm	S1 Tm	Spd	S2 Tm	S3 Tm
<b>(29) Robert Keller</b>													
p1	12:51:21.008	6:04.994	1:42.668	53.740			p1	12:50:48.885	5:38.176	1:39.128	60.948		
2	12:56:34.861	5:13.853		93.157			2	12:56:31.851	5:42.966		55.793		
3	12:59:36.971	3:02.110		105.402			3	12:59:32.160	3:00.309		112.506		
4	13:02:29.284	2:52.313	49.025	<b>117.517</b>			4	13:02:19.010	2:46.850	47.277	126.417		
5	13:05:21.385	2:52.101	49.509	115.038			5	13:05:05.062	2:46.052	46.971	127.800		
6	13:08:13.689	2:52.304	49.038	95.329			6	13:07:53.478	2:48.416	47.908	98.783		
7	13:11:02.243	<b>2:48.554</b>	48.845	114.715			7	13:10:37.941	2:44.463	47.203	123.553		
8	13:13:51.940	2:49.697	48.850	115.200			8	13:13:22.376	<b>2:44.435</b>	46.985	126.417		
9	13:16:40.494	<b>2:48.554</b>	48.785	115.038			9	13:16:10.322	2:47.946	47.510	108.911		
10	13:19:36.439	2:55.945	<b>48.338</b>	116.347			10	13:18:58.263	2:47.941	<b>46.719</b>	<b>128.201</b>		
11	13:22:39.050	3:02.611	50.533	97.837			11	13:22:11.513	3:13.250	55.180	95.218		
12	13:26:05.441	3:26.391	51.647	92.316									
<b>(55) James Simaras</b>													
p1	12:51:23.817	6:07.896	1:43.586	55.755			<b>(4) Mark Amenda</b>						
2	12:56:35.476	5:11.659		92.316			p1	12:51:34.416	6:16.051	1:44.214	47.664		
3	12:59:36.340	3:00.864		111.891			2	12:56:37.574	5:03.158		91.490		
4	13:02:30.938	2:54.598	50.939	<b>114.715</b>			3	12:59:51.588	3:14.014		100.235		
5	13:05:23.719	<b>2:52.781</b>	50.179	113.285			4	13:03:05.696	3:14.108	55.508	95.775		
6	13:08:22.787	2:59.068	50.213	96.681			5	13:06:19.441	<b>3:13.745</b>	55.718	<b>104.727</b>		
7	13:11:16.105	2:53.318	<b>50.085</b>	112.506			6	13:09:36.149	3:16.708	<b>55.259</b>	89.195		
8	13:14:09.804	2:53.699	50.909	110.829			7	13:13:03.675	3:27.526	1:01.062	100.605		
9	13:17:05.223	2:55.419	51.173	103.273			8	13:16:33.507	3:29.832	1:02.314	77.308		
10	13:20:00.082	2:54.859	50.956	111.282			9	13:19:52.977	3:19.470	59.466	84.583		
11	13:22:59.793	2:59.711	50.628	112.352			10	13:23:13.533	3:20.556	58.421	101.858		
12	13:27:18.368	4:18.575	52.024	101.228			11	13:27:21.286	4:07.753	55.848	101.605		
<b>(82) Harold Tubbs</b>													
p1	12:51:27.213	6:10.255	1:43.520	53.389			<b>(20) Christopher Schaafsma</b>						
2	12:56:36.439	5:09.226		89.195			p1	12:51:11.281	5:56.978	1:42.230	57.519		
3	12:59:40.121	3:03.682		108.477			2	12:56:33.707	5:22.426		96.000		
4	13:02:39.133	2:59.012	51.069	111.282			3	12:59:32.014	2:58.307		116.182		
5	13:05:37.359	<b>2:58.226</b>	50.844	112.198			4	13:02:20.680	2:48.666	49.134	<b>116.513</b>		
6	13:08:40.255	3:02.896	52.526	91.592			5	13:05:06.715	2:46.035	48.373	113.442		
7	13:11:39.077	2:58.822	51.148	111.130			6	13:07:54.917	2:48.202	48.424	103.797		
8	13:14:38.462	2:59.385	<b>50.617</b>	108.190			7	13:10:40.234	<b>2:45.317</b>	48.552	114.555		
9	13:17:39.295	3:00.833	51.545	100.482			8	13:13:27.148	2:46.914	48.687	112.817		
10	13:20:38.306	2:59.011	51.124	111.433			9	13:16:13.777	2:46.629	49.221	112.661		
11	13:23:44.532	3:06.226	50.851	<b>112.352</b>			10	13:19:01.931	2:48.154	<b>48.161</b>	115.853		
12	13:27:37.610	3:53.078	54.407	91.798			<b>(04) Mark Brakke</b>						
<b>(30) Bill Meyer</b>													
p1	12:51:32.263	6:15.155	1:44.629	50.993			p1	12:51:14.267	5:59.376	1:41.468	55.527		
2	12:56:36.404	5:04.141		88.233			2	12:56:34.612	5:20.345		101.985		
3	12:59:41.177	3:04.773		104.327			3	12:59:35.649	3:01.037		111.433		
4	13:02:40.202	2:59.025	51.618	108.477			4	13:02:25.253	2:49.604	<b>48.925</b>	<b>115.853</b>		
5	13:05:38.524	<b>2:58.322</b>	51.558	107.621			5	13:05:14.399	2:49.146	49.187	111.738		
6	13:08:41.340	3:02.816	52.319	87.572			6	13:08:06.229	2:51.830	49.401	101.353		
7	13:11:40.310	2:58.970	51.402	108.048			7	13:10:54.961	<b>2:48.732</b>	49.562	111.433		
8	13:14:39.298	2:58.988	51.389	107.339			8	13:13:45.365	2:50.404	50.282	110.083		
9	13:17:40.053	3:00.755	51.298	104.593			9	13:16:35.822	2:50.457	50.201	109.202		
10	13:20:38.936	2:58.883	<b>51.142</b>	<b>109.641</b>			<b>(80) Rob Hummel</b>						
11	13:23:44.986	3:06.050	51.299	108.477			p1	12:50:37.044	5:28.386	1:35.131	55.907		
12	13:27:38.462	3:53.476	54.982	84.846			2	12:56:29.802	5:52.758		43.483		
<b>(66) Rich Olsen</b>													
p1	12:50:53.930	5:42.299	1:40.779	61.176			3	12:59:17.718	2:47.916		122.811		
2	12:56:32.000	5:38.070		65.961			4	13:02:02.173	<b>2:44.455</b>	<b>46.844</b>	<b>124.304</b>		
3	12:59:24.990	2:52.990		112.506			5	13:04:46.818	2:44.645	47.475	120.106		
4	13:02:09.934	2:44.944	46.527	120.815			6	13:10:21.749	5:34.931	47.579	117.517		
5	13:04:53.358	<b>2:43.424</b>	46.250	<b>126.222</b>			7	13:13:17.833	2:56.084	53.976	110.829		
6	13:07:39.106	2:45.748	47.080	113.600			p8	13:16:17.910	3:00.077	51.211	108.334		
7	13:10:22.554	2:43.448	46.674	110.083			<b>(78) Christopher Bovis</b>						
8	13:13:06.315	2:43.761	46.508	122.260			p1	12:50:19.703	5:13.032	1:29.988	51.248		
9	13:15:50.634	2:44.319	<b>46.149</b>	120.815			2	12:56:29.011	6:09.308		43.071		
10	13:18:42.070	2:51.436	47.438	121.173			3	12:59:13.022	2:44.011		120.815		
11	13:22:25.756	3:43.686	1:25.587	107.480			4	13:01:52.949	2:39.927	46.031	<b>124.115</b>		
12	13:28:28.137	6:02.381	53.369	87.854			5	13:04:31.098	2:38.149	45.787	123.367		
							6	13:07:07.987	<b>2:36.889</b>	45.513	123.927		
							7	13:09:46.291	2:38.304	<b>45.330</b>	118.368		


Dave Kircher Chief of Timing & Scoring

Orbits

Steve Pence Race Director

www.mylaps.com

Licensed to: Sports Car Club of America



Super Tour Road America

Road America 3 Segments 4.048 miles

Grp 4 EP,FP,HP,GTL Race 2

6/18/2017 12:30

Race (13 Laps) started at 12:45:04

Lap	Time of Day	Lap Tm	S1 Tm	Spd	S2 Tm	S3 Tm	Lap	Time of Day	Lap Tm	S1 Tm	Spd	S2 Tm	S3 Tm
<b>(17) Steve Smyczek</b>													
p1	12:50:27.462	5:20.013	1:32.621	56.447									
2	12:56:29.035	6:01.573		38.382									
3	12:59:10.221	2:41.186		121.173									
4	13:01:51.856	2:41.635	46.816	129.418									
5	13:04:30.004	2:38.148	45.382	133.429									
6	13:07:06.873	<b>2:36.869</b>	44.683	<b>134.748</b>									
7	13:09:52.863	2:45.990	<b>44.388</b>	128.604									
<b>(171) David Brown</b>													
p1	12:51:00.545	5:48.529	1:41.845	51.442									
2	12:56:32.639	5:32.094		80.031									
3	12:59:32.869	3:00.230		112.972									
4	13:02:20.931	2:48.062	48.475	112.198									
5	13:05:08.818	2:47.887	48.605	<b>116.182</b>									
6	13:07:57.075	2:48.257	48.417	104.862									
7	13:10:44.397	<b>2:47.322</b>	<b>48.343</b>	115.689									
<b>(107) Rob Coffey</b>													
p1	12:50:24.881	5:17.737	1:31.493	54.059									
2	12:56:29.156	6:04.275		39.437									
3	12:59:11.096	2:41.940		126.417									
4	13:01:48.696	2:37.600	45.470	125.448									
5	13:04:24.928	2:36.232	44.292	<b>131.923</b>									
6	13:07:00.442	<b>2:35.514</b>	44.228	129.009									
<b>(96) Tony Machi</b>													
p1	12:51:03.186	5:50.632	1:41.773	56.099									
2	12:56:32.826	5:29.640		83.546									
3	12:59:34.328	3:01.502		116.182									
4	13:02:21.520	<b>2:47.192</b>	<b>48.064</b>	<b>121.173</b>									
5	13:05:10.517	2:48.997	48.465	113.129									
p6	13:08:40.693	3:30.176	48.167	110.381									
<b>(92) William Hubiak</b>													
p1	12:51:17.768	6:02.747	1:42.549	59.528									
2	12:56:34.598	5:16.830		92.630									
3	12:59:34.660	3:00.062		101.479									
4	13:02:25.128	<b>2:50.468</b>	<b>49.495</b>	<b>113.758</b>									
5	13:05:16.496	2:51.368	49.573	113.758									
<b>(64) Daniel Meller</b>													
p1	12:50:50.496	5:39.815	1:38.167	60.902									
2	12:56:31.756	5:41.260		55.153									
3	12:59:26.641	2:54.885		120.459									
4	13:02:13.061	<b>2:46.420</b>	48.391	120.815									

Dave Kircher Chief of Timing & Scoring

Orbits

Steve Pence Race Director

www.mylaps.com

Licensed to: Sports Car Club of America