

Super Tour Road America

Road America 3 Segments 4.048 miles

Grp 5 P2,FE,FM Race 2

6/18/2017 13:25

Race (13 Laps) started at 13:48:27

Lap	Time of Day	Lap Tm	S1 Tm	Spd	S2 Tm	S3 Tm	Lap	Time of Day	Lap Tm	S1 Tm	Spd	S2 Tm	S3 Tm
(55) Jake Thielmann							7	14:04:52.871	2:17.974	40.257	134.970		
1	13:50:45.771	2:17.762	41.924	143.747			8	14:07:10.745	2:17.874	40.234	134.970		
2	13:52:58.854	2:13.083	38.892	143.747			9	14:09:29.316	2:18.571	40.486	136.093		
3	13:55:11.345	2:12.491	38.542	145.021			10	14:11:49.166	2:19.850	40.190	134.970		
4	13:57:23.335	2:11.990	38.623	144.765			11	14:14:08.514	2:19.348	40.428	130.035		
5	13:59:34.580	2:11.245	38.064	145.021			12	14:16:29.519	2:21.005	40.659	135.642		
6	14:01:47.306	2:12.726	38.281	145.537			13	14:18:48.460	2:18.941	40.522	136.320		
7	14:03:59.997	2:12.691	38.194	146.318			(6) John Norton						
8	14:06:13.200	2:13.203	39.198	142.993			1	13:50:55.406	2:26.158	44.688	133.866		
9	14:08:26.122	2:12.922	38.267	146.057			2	13:53:16.708	2:21.302	41.852	134.970		
10	14:10:38.716	2:12.594	38.108	137.697			3	13:55:36.625	2:19.917	40.775	135.642		
11	14:12:50.714	2:11.998	38.059	147.639			4	13:57:55.835	2:19.210	40.685	135.867		
12	14:15:02.474	2:11.760	38.281	147.108			5	14:00:15.354	2:19.519	40.393	135.642		
13	14:17:15.791	2:13.317	38.752	146.057			6	14:02:34.807	2:19.453	41.048	135.417		
(81) Tim Day Jr.							7	14:04:54.039	2:19.232	40.674	135.867		
1	13:50:46.087	2:17.881	41.762	141.021			8	14:07:13.068	2:19.029	40.611	134.970		
2	13:53:00.315	2:14.228	39.657	142.743			9	14:09:32.665	2:19.597	40.728	135.193		
3	13:55:12.924	2:12.609	38.725	144.509			10	14:11:52.261	2:19.596	40.563	134.748		
4	13:57:24.905	2:11.981	38.260	144.509			11	14:14:11.777	2:19.516	40.718	134.526		
5	13:59:37.142	2:12.237	38.699	144.000			12	14:16:33.382	2:21.605	41.337	133.866		
6	14:01:50.372	2:13.230	38.403	145.279			13	14:18:57.875	2:24.493	41.363	136.093		
7	14:04:02.724	2:12.352	38.203	145.021			(3) John Patrick Witherspoon						
8	14:06:15.260	2:12.536	38.337	144.765			1	13:50:54.083	2:25.671	43.975	133.212		
9	14:08:30.609	2:15.349	38.115	144.765			2	13:53:12.659	2:18.576	40.416	144.254		
10	14:10:45.793	2:15.184	38.261	143.747			3	13:55:28.831	2:16.172	39.152	149.984		
11	14:12:57.454	2:11.661	38.418	144.509			4	13:57:44.435	2:15.604	38.632	145.528		
12	14:15:11.877	2:14.423	38.376	144.254			5	14:00:01.530	2:17.095	39.171	133.429		
13	14:17:25.558	2:13.681	38.840	145.279			6	14:02:17.591	2:16.061	38.803	142.247		
(11) Robert Armington							7	14:04:34.386	2:16.795	39.474	141.754		
1	13:50:55.397	2:26.382	45.178	135.193			8	14:07:00.613	2:26.227	39.383	130.450		
2	13:53:15.488	2:20.091	41.447	134.526			9	14:09:20.318	2:19.705	39.332	150.908		
3	13:55:34.380	2:18.892	40.869	135.642			10	14:11:43.420	2:23.102	38.838	151.467		
4	13:57:53.435	2:19.055	40.884	135.417			11	14:14:03.205	2:19.875	39.766	145.021		
5	14:00:12.057	2:18.622	41.025	135.642			12	14:16:31.229	2:28.024	45.002	122.627		
6	14:02:30.739	2:18.682	40.782	136.093			p13	14:19:06.880	2:35.651	41.261	129.623		
7	14:04:48.286	2:17.547	40.469	135.867			(13) Anders Graff						
8	14:07:06.003	2:17.717	40.471	136.093			1	13:50:51.755	2:23.426	43.189	142.993		
9	14:09:23.519	2:17.516	40.545	135.642			2	13:53:09.421	2:17.666	39.320	144.000		
10	14:11:44.375	2:20.856	41.023	135.642			3	13:55:27.337	2:17.916	40.074	143.495		
11	14:14:03.865	2:19.490	40.452	136.776			4	13:57:43.174	2:15.837	39.089	143.243		
12	14:16:23.388	2:19.523	41.474	136.548			5	14:00:00.010	2:16.836	40.156	145.537		
13	14:18:41.559	2:18.171	40.539	137.005			6	14:02:15.959	2:15.949	39.338	143.495		
(17) Jim Victor							7	14:04:31.522	2:15.563	39.275	143.747		
1	13:50:56.028	2:26.483	44.801	129.009			8	14:06:47.609	2:16.087	39.259	143.495		
2	13:53:17.264	2:21.236	41.360	136.548			9	14:09:03.524	2:15.915	39.252	142.495		
3	13:55:36.561	2:19.297	40.734	140.295			10	14:11:20.860	2:17.336	39.030	142.993		
4	13:57:55.255	2:18.694	40.339	139.815			11	14:13:38.509	2:17.649	39.220	142.743		
5	14:00:13.627	2:18.372	40.146	140.778			12	14:15:54.078	2:15.569	38.753	142.743		
6	14:02:31.607	2:17.980	40.387	140.295			(60) John Dickmann						
7	14:04:49.191	2:17.584	39.947	141.264			1	13:51:00.845	2:31.035	46.493	135.642		
8	14:07:06.969	2:17.778	39.919	141.509			2	13:53:27.372	2:26.527	42.483	134.085		
9	14:09:24.883	2:17.914	40.272	140.295			3	13:55:51.123	2:23.751	42.069	135.417		
10	14:11:44.610	2:19.727	40.122	141.264			4	13:58:14.880	2:23.757	42.120	135.193		
11	14:14:04.345	2:19.735	41.113	139.102			5	14:00:39.217	2:24.337	42.118	135.417		
12	14:16:25.060	2:20.715	41.302	141.264			6	14:03:03.195	2:23.978	42.076	135.867		
13	14:18:43.406	2:18.346	40.282	140.055			7	14:05:26.438	2:23.243	42.100	135.417		
(05) Devin Lesueur							8	14:07:49.644	2:23.206	42.157	135.193		
1	13:50:56.619	2:26.965	45.027	134.748			9	14:10:13.212	2:23.568	41.871	134.748		
2	13:53:17.803	2:21.184	41.258	136.548			10	14:12:40.081	2:26.869	42.186	134.970		
3	13:55:37.891	2:20.088	40.807	137.235			11	14:15:03.292	2:23.211	42.024	134.305		
4	13:57:56.415	2:18.524	40.375	136.548			12	14:17:25.021	2:21.729	41.342	136.548		
5	14:00:15.367	2:18.952	40.240	137.929			(151) Marc Stern						
6	14:02:34.897	2:19.530	41.551	136.776			1	13:51:02.726	2:32.883	46.431	133.429		


Dave Kircher Chief of Timing & Scoring

Orbits

Steve Pence Race Director

www.mylaps.com

Licensed to: Sports Car Club of America



Super Tour Road America

Road America 3 Segments 4.048 miles

Grp 5 P2,FE,FM Race 2

6/18/2017 13:25


Race (13 Laps) started at 13:48:27

Lap	Time of Day	Lap Tm	S1 Tm	Spd	S2 Tm	S3 Tm	Lap	Time of Day	Lap Tm	S1 Tm	Spd	S2 Tm	S3 Tm
(78) Lee Rackley							1	13:51:36.633	2:30.085	46.021	134.305		
2	13:53:28.835	2:26.109	42.209	134.748			2	13:54:03.349	2:26.716	42.910	131.287		
3	13:55:55.213	2:26.378	42.160	131.923			3	13:56:28.395	2:25.046	41.840	134.305		
4	13:58:19.651	2:24.438	41.793	134.970			4	13:58:53.319	2:24.924	41.877	134.748		
5	14:00:44.667	2:25.016	41.552	135.417			5	14:01:18.425	2:25.106	42.159	135.193		
6	14:03:08.157	2:23.490	41.546	135.417			6	14:03:42.592	2:24.167	41.801	136.776		
7	14:05:31.926	2:23.769	41.740	134.748			7	14:06:07.776	2:25.184	41.797	135.642		
8	14:07:54.647	2:22.721	41.360	135.193			8	14:08:33.052	2:25.276	41.937	134.305		
9	14:10:19.158	2:24.511	41.451	134.970			9	14:10:57.084	2:24.032	41.732	133.866		
10	14:12:42.774	2:23.616	41.343	134.748			10	14:13:21.774	2:24.690	41.853	134.305		
11	14:15:06.469	2:23.695	41.656	134.526			11	14:15:46.365	2:24.591	41.750	134.305		
12	14:17:29.480	2:23.011	40.867	136.548			12	14:18:12.068	2:25.703	41.582	135.642		
(7) Mke Reupert							(29) Keith Carter						
1	13:50:47.071	2:19.096	42.274	142.743			1	13:51:37.108	2:30.797	46.387	131.287		
2	13:53:01.722	2:14.651	39.041	146.057			2	13:54:02.951	2:25.843	42.432	132.136		
3	13:55:15.312	2:13.590	38.593	145.797			3	13:56:28.613	2:25.662	42.826	132.779		
4	13:57:27.955	2:12.643	38.644	145.279			4	13:58:55.003	2:26.390	42.373	132.995		
5	13:59:40.892	2:12.937	38.768	141.509			5	14:01:19.033	2:24.030	42.067	133.866		
6	14:01:54.582	2:13.690	39.216	144.000			6	14:03:43.581	2:24.548	42.352	133.212		
7	14:04:09.255	2:14.673	38.860	142.000			7	14:06:08.217	2:24.636	41.761	133.647		
8	14:06:21.678	2:12.423	38.711	145.021			8	14:08:34.301	2:26.084	41.911	133.647		
9	14:10:37.046	4:15.368	38.646	142.993			9	14:10:58.431	2:24.130	42.354	132.350		
10	14:12:50.002	2:12.956	39.020	144.000			10	14:13:23.067	2:24.636	42.061	132.350		
11	14:15:22.341	2:32.339	38.911	144.509			11	14:15:47.030	2:23.963	42.138	132.136		
12	14:17:37.446	2:15.105	39.427	144.765			12	14:18:12.122	2:25.092	41.875	133.429		
(59) Elliot Finlayson							(79) Mark L. Schnell						
1	13:51:34.392	2:28.198	43.950	132.564			1	13:51:06.137	2:35.927	47.068	130.242		
2	13:53:59.368	2:24.976	42.516	132.136			2	13:53:34.778	2:28.641	42.747	139.815		
3	13:56:23.580	2:24.212	41.942	132.995			3	13:56:02.820	2:28.042	42.866	138.815		
4	13:58:48.425	2:24.845	42.597	133.212			4	13:58:30.944	2:28.124	42.788	139.102		
5	14:01:11.799	2:23.374	41.881	133.647			5	14:00:56.846	2:25.902	41.965	139.339		
6	14:03:35.538	2:23.739	41.803	134.085			6	14:03:23.916	2:27.070	42.178	140.295		
7	14:05:58.829	2:23.291	41.852	133.866			7	14:05:51.197	2:27.281	42.176	138.815		
8	14:08:21.790	2:22.961	41.590	133.429			8	14:08:19.035	2:27.838	42.629	139.339		
9	14:10:46.329	2:24.539	41.618	133.647			9	14:10:48.599	2:29.564	41.968	139.102		
10	14:13:10.027	2:23.698	41.569	136.776			10	14:13:14.769	2:26.170	41.971	138.396		
11	14:15:32.687	2:22.660	41.385	134.748			11	14:15:43.302	2:28.533	42.165	135.867		
12	14:17:58.938	2:26.251	42.102	133.429			12	14:18:14.274	2:30.972	42.881	132.350		
(27) Dean Oppermann							(37) Sabre' Cook						
1	13:51:34.508	2:28.444	44.979	132.564			1	13:51:38.017	2:31.313	46.226	132.779		
2	13:54:00.340	2:25.832	42.755	132.995			2	13:54:04.673	2:26.656	42.377	132.136		
3	13:56:24.193	2:23.853	41.956	134.085			3	13:56:30.464	2:25.791	42.169	131.287		
4	13:58:49.305	2:25.112	42.133	135.642			4	13:58:56.123	2:25.659	42.482	131.287		
5	14:01:12.839	2:23.534	42.083	130.450			5	14:01:21.346	2:25.223	42.223	132.564		
6	14:03:35.390	2:22.551	41.712	134.085			6	14:03:46.601	2:25.255	42.495	130.242		
7	14:05:59.160	2:23.770	42.298	134.970			7	14:06:11.690	2:25.089	42.048	130.658		
8	14:08:22.312	2:23.152	41.580	134.526			8	14:08:36.423	2:24.733	42.146	132.136		
9	14:10:46.364	2:24.052	41.834	134.305			9	14:11:01.250	2:24.827	42.124	130.035		
10	14:13:09.662	2:23.298	41.346	133.866			10	14:13:26.247	2:24.997	42.209	130.242		
11	14:15:43.408	2:33.746	41.765	132.350			11	14:15:51.723	2:25.476	42.318	130.242		
12	14:18:08.270	2:24.862	42.440	132.779			12	14:18:17.335	2:25.612	42.071	132.779		
(19) Rhett Barkau							(4) James Dzewior						
1	13:51:35.398	2:29.195	45.509	133.212			1	13:51:42.534	2:35.475	46.692	113.916		
2	13:54:00.495	2:25.097	42.523	134.526			2	13:54:10.830	2:28.296	42.650	134.970		
3	13:56:24.614	2:24.119	42.369	134.526			3	13:56:38.037	2:27.207	42.623	132.995		
4	13:58:49.808	2:25.194	42.207	134.526			4	13:59:05.135	2:27.098	42.863	131.498		
5	14:01:16.952	2:27.144	42.191	126.222			5	14:01:31.360	2:26.225	42.288	134.085		
6	14:03:41.231	2:24.279	42.419	134.085			6	14:03:57.518	2:26.158	42.237	132.995		
7	14:06:05.258	2:24.027	42.024	133.212			7	14:06:24.949	2:27.431	42.591	134.085		
8	14:08:30.249	2:24.991	42.041	133.429			8	14:08:50.523	2:25.574	42.077	131.710		
9	14:10:54.333	2:24.084	42.151	132.564			9	14:11:16.267	2:25.744	42.373	131.287		
10	14:13:18.545	2:24.212	41.992	133.866			10	14:13:43.229	2:26.962	42.062	131.710		
11	14:15:43.652	2:25.107	41.925	132.995			11	14:16:09.060	2:25.831	42.154	131.923		
12	14:18:10.604	2:26.952	43.056	136.093									

Dave Kircher Chief of Timing & Scoring	Orbits
Steve Pence Race Director	

www.mylaps.com

Licensed to: Sports Car Club of America



Super Tour Road America

Road America 3 Segments 4.048 miles

Grp 5 P2,FE,FM Race 2

6/18/2017 13:25

Race (13 Laps) started at 13:48:27

Lap	Time of Day	Lap Tm	S1 Tm	Spd	S2 Tm	S3 Tm	Lap	Time of Day	Lap Tm	S1 Tm	Spd	S2 Tm	S3 Tm
12	14:18:35.269	2:26.209	43.228	132.564			10	14:14:45.256	2:30.004	43.019	129.829		
(31) Elliott Sohn							11	14:17:15.537	2:30.281	43.014	131.077		
1							12	14:19:46.282	2:30.745	43.468	131.710		
2							(09) Clemens Burger						
3							1	13:51:47.378	2:39.560	46.956	113.916		
4							2	13:54:21.357	2:33.979	44.022	130.450		
5							3	13:56:54.003	2:32.646	43.962	129.623		
6							4	13:59:25.235	2:31.232	43.840	129.829		
7							5	14:01:57.531	2:32.296	43.457	130.450		
8							6	14:04:29.542	2:32.011	44.376	130.658		
9							7	14:07:06.094	2:36.552	44.275	122.627		
10							8	14:09:39.559	2:33.465	44.928	129.829		
11							9	14:12:13.959	2:34.400	43.969	129.213		
12							10	14:14:45.827	2:31.868	44.512	126.809		
							11	14:17:18.043	2:32.216	43.270	130.658		
(22) Dennis Marklein													
1							(109) Robert Iversen						
2							1	13:51:01.739	2:32.454	46.001	132.564		
3							2	13:53:25.794	2:24.055	41.361	139.577		
4							3	13:55:47.150	2:21.356	40.837	139.577		
5							4	13:58:07.140	2:19.990	40.460	140.295		
6							5	14:00:27.155	2:20.015	40.332	140.536		
7							6	14:02:47.699	2:20.544	40.622	138.815		
8							7	14:05:08.776	2:21.077	40.849	139.102		
9							8	14:07:31.520	2:22.744	41.126	137.235		
10							9	14:09:59.601	2:28.081	41.619	134.526		
11							p10	14:13:05.547	3:05.946	47.065	95.887		
(86) Eric Cruz													
1							(52) Robert Allaer						
2							1	13:50:49.664	2:21.041	43.340	142.247		
3							2	13:53:06.501	2:16.837	39.744	141.754		
4							3	13:55:23.115	2:16.614	40.141	141.509		
5							4	13:57:38.380	2:15.265	39.514	139.577		
6							5	13:59:55.354	2:16.974	39.800	139.339		
7							6	14:02:11.013	2:15.659	39.650	138.815		
8							7	14:04:27.997	2:16.984	39.872	139.577		
9							8	14:06:44.837	2:16.840	39.716	139.339		
10							9	14:09:01.533	2:16.696	39.367	139.339		
(8) Jason Miller													
1							1	13:50:48.972	2:20.413	42.894	142.993		
2							2	13:53:06.120	2:17.148	39.979	139.815		
3							3	13:55:23.772	2:17.652	40.027	140.778		
4							4	13:57:42.620	2:18.848	39.556	141.509		
5							5	14:00:00.849	2:18.229	40.705	139.815		
6							6	14:02:16.348	2:15.499	39.374	143.243		
7							7	14:04:33.740	2:17.392	39.575	140.295		
8							8	14:06:52.713	2:18.973	39.740	138.396		
9							9	14:09:16.063	2:23.350	41.385	137.005		
(45) Thomas W Burt													
1							(16) Justin Gordon						
2							1	13:51:34.408	2:28.115	43.934	134.748		
3							2	13:53:59.984	2:25.576	42.436	131.498		
4							3	13:56:23.946	2:23.962	41.790	133.212		
5							4	13:58:49.227	2:25.281	42.247	131.287		
6							5	14:01:17.002	2:27.775	42.659	132.564		
7							6	14:03:42.038	2:25.036	42.950	132.350		
8							p7	14:06:41.033	2:58.995	41.871	131.923		
(88) John Mcaleer													
1							(96) Brian Tomasi						
2							1	13:50:53.048	2:24.162	43.590	136.093		
3							2	13:53:11.246	2:18.198	40.385	135.867		
4							3	13:55:28.413	2:17.167	40.054	137.929		
5							4	13:57:45.930	2:17.517	40.276	138.162		
6							p5	14:00:36.839	2:50.909	39.938	138.396		
(12) Quinten Nelson													


Dave Kircher Chief of Timing & Scoring

Orbits

Steve PenceRace Director

www.mylaps.com

Licensed to: Sports Car Club of America



Super Tour Road America

Group 5 P2,FE,FM

Road America 3 Segments 4.048 miles

Grp 5 P2,FE,FM Race 2

6/18/2017 13:25

Race (13 Laps) started at 13:48:27

Lap	Time of Day	Lap Tm	S1 Tm	Spd	S2 Tm	S3 Tm	Lap	Time of Day	Lap Tm	S1 Tm	Spd	S2 Tm	S3 Tm
1	13:51:40.881	2:33.203	46.330	116.513									
2	13:54:05.780	2:24.899	42.250	133.429									
3	13:56:30.481	2:24.701	41.801	132.564									
4	13:58:54.516	2:24.035	41.610	132.350									
5	14:01:18.752	2:24.236	41.742	133.866									

(71) David Budres

1	13:51:40.151	2:33.692	46.862	125.834									
2	13:54:08.242	2:28.091	42.941	131.498									
3	13:56:34.851	2:26.609	42.796	130.658									
4	13:59:04.232	2:29.381	42.741	131.498									
p5	14:01:54.768	2:50.536	42.867	131.923									

(124) Brian Novak

p1	13:51:36.632	3:06.409	49.874	124.304									
----	--------------	----------	---------------	----------------	--	--	--	--	--	--	--	--	--

Dave Kircher Chief of Timing & Scoring

Orbits

Steve Pence Race Director

www.mylaps.com

Licensed to: Sports Car Club of America

Printed: 6/18/2017 4:34:21 PM

Page 4/4