



2017 National Championship Indy

SRF/SRF3

Indianapolis Motor Speedway 2.592 miles

SRF3 (B) Qual 1

9/25/2017 13:25

Qualifying (18:00 Time) started at 13:25:12

Lap	Time of Day	Lap Tm	SPd	S1 Tm	S2 Tm	S3 Tm	Lap	Time of Day	Lap Tm	SPd	S1 Tm	S2 Tm	S3 Tm
(84) Todd Lamb							(93) Matias Bonnier						
1	13:29:14.443	2:41.286			26.754	33.668	1	13:28:16.160	2:35.030			23.834	32.604
2	13:31:06.415	1:51.972	124.143	57.827	22.357	31.788	2	13:30:09.496	1:53.336	121.835	58.594	22.524	32.218
3	13:33:00.497	1:54.082	126.270	58.198	22.609	33.275	3	13:32:03.758	1:54.262	126.000	59.033	22.801	32.428
4	13:34:54.077	1:53.580	125.731	59.059			4	13:33:57.534	1:53.776	121.333	58.978	22.471	32.327
5	13:36:45.530	1:51.453	124.143	57.797	21.923	31.733	5	13:35:51.933	1:54.399	121.333	58.844	22.856	32.699
6	13:38:38.438	1:52.908	124.405	57.634	22.942	32.332	6	13:37:45.965	1:54.032	121.084	58.965	22.451	32.616
7	13:40:30.237	1:51.799	123.623	57.833	21.881	32.085	7	13:39:40.825	1:54.860	122.340	59.277	22.919	32.664
8	13:42:22.295	1:52.058	124.668	57.924	22.045	32.089	p8	13:42:12.241	2:31.416	121.333	1:07.402	31.138	
(38) David Dickerson							(95) Mark Hutchins						
1	13:28:14.212	2:45.553			23.531	33.141	1	13:27:54.930	2:37.408			25.066	32.862
2	13:30:08.163	1:53.951	115.397	59.199	22.357	32.395	2	13:29:48.986	1:54.056	121.835	58.822	22.728	32.506
3	13:32:01.298	1:53.135	124.668	58.841	22.107	32.187	3	13:31:42.807	1:53.821	123.364	58.559	22.824	32.438
4	13:33:53.773	1:52.475	123.106	58.381	22.104	31.990	4	13:33:47.119	2:04.312	126.000	1:09.406	22.710	32.196
5	13:35:46.498	1:52.725	124.405	58.549	22.129	32.047	5	13:35:40.511	1:53.392	123.882	58.185	22.637	32.570
6	13:37:39.848	1:53.350	127.913	58.447	22.510	32.393	6	13:37:33.980	1:53.469	123.364	58.335	22.594	32.540
7	13:39:33.289	1:53.441	123.106	58.598	22.471	32.372	7	13:39:28.340	1:54.360	123.623	58.331	23.339	32.690
8	13:41:26.267	1:52.978	123.106	58.506	22.218	32.254	8	13:41:22.139	1:53.799	123.882	58.547	22.821	32.431
9	13:43:19.199	1:52.932	122.087	58.575	22.219	32.138	9	13:43:16.411	1:54.272	123.623	58.998	22.775	32.499
(171) Adam Gottlieb							(68) Mike Littrell						
1	13:29:58.531	3:12.941			23.082	32.485	1	13:28:16.791	2:33.362				
2	13:31:51.916	1:53.385	121.584	58.600	22.280	32.505	2	13:30:10.280	1:53.489	125.197	58.863	22.565	32.061
3	13:33:45.012	1:53.096	121.584	58.296	22.452	32.348	3	13:32:04.877	1:54.597	124.932	59.063	22.683	32.851
4	13:35:37.621	1:52.609	122.595	58.050	22.244	32.315	4	13:33:59.881	1:55.004	126.000	59.117	22.941	32.946
5	13:37:30.182	1:52.561	124.668	58.148	22.065	32.348	5	13:35:55.061	1:55.180	122.595	59.381	23.022	32.777
6	13:39:23.060	1:52.878	121.333	58.332	22.168	32.378	6	13:37:50.245	1:55.184	121.584	59.512	22.947	32.725
7	13:41:16.906	1:53.846	122.087	58.330	23.086	32.430	7	13:39:46.151	1:55.906	121.584	59.363	22.911	33.632
8	13:43:09.810	1:52.904	124.143	58.289	22.321	32.294	8	13:41:41.311	1:55.160	120.589	59.661	22.958	32.541
(0) Jean-Luc Liverato							(79) Steven Greenhill						
1	13:28:14.309	2:44.203			23.315	33.005	1	13:28:38.330	2:37.160			23.165	34.874
2	13:30:07.260	1:52.951	121.835	58.586	22.144	32.221	2	13:30:32.647	1:54.317	117.936	59.064	22.526	32.727
3	13:32:00.019	1:52.759	122.595	58.286	22.317	32.156	3	13:32:28.134	1:55.487	124.405	59.004	22.531	33.952
4	13:33:52.970	1:52.951	122.850	58.322	22.163	32.466	4	13:34:21.652	1:53.518	122.087	58.501	22.418	32.599
5	13:35:46.411	1:53.441	123.364	58.433	22.416	32.592	5	13:36:15.809	1:54.157	123.623	58.607	22.605	32.945
6	13:37:39.774	1:53.363	128.191	58.299	22.298	32.766	6	13:38:10.209	1:54.400	123.623	58.614	22.735	33.051
7	13:39:33.550	1:53.776	117.233	58.956	22.453	32.367	7	13:40:04.818	1:54.609	125.464	58.762	22.872	32.975
8	13:41:26.449	1:52.899	124.932	58.662	22.200	32.037	8	13:42:01.514	1:56.696	124.143	1:00.120	22.929	33.647
9	13:43:19.425	1:52.976	116.768	58.541	22.431	32.004							
(12) Steve Introne							(92) Chuck Newman						
1	13:28:53.443	2:41.448			22.989	33.265	1	13:28:08.245	2:44.510			24.349	33.792
2	13:30:47.074	1:53.631	120.589	59.214	22.011	32.406	2	13:30:01.798	1:53.553	119.368	59.142	22.333	32.078
3	13:32:41.626	1:54.552	122.340	58.702	23.177	32.673	3	13:31:56.280	1:54.482	122.595	58.792	23.206	32.484
4	13:34:34.493	1:52.867	120.343	58.504	22.133	32.230	4	13:33:50.329	1:54.049	121.584	58.741	22.937	32.371
5	13:36:27.307	1:52.814	121.333	58.441	22.226	32.147	5	13:35:45.955	1:55.626	122.087	59.371	22.901	33.354
6	13:38:34.884	2:07.577	124.668	1:11.828	23.229	32.520	6	13:37:41.847	1:55.892	117.233	1:00.494	22.732	32.666
7	13:40:27.918	1:53.034	120.836	58.550	21.984	32.500	7	13:39:36.382	1:54.535	123.106	58.697	22.998	32.840
8	13:42:21.244	1:53.326	121.835	58.507	22.049	32.770	8	13:41:30.492	1:54.110	123.106	58.594	23.136	32.380
(88) Mark Ballengee							(36) Craig Blackwell						
1	13:27:56.277	2:34.709			23.827	33.052	1	13:28:38.047	2:45.260			26.239	35.722
2	13:29:49.496	1:53.219	122.087	58.324	22.598	32.297	2	13:30:32.255	1:54.208	120.343	58.962	22.533	32.713
3	13:31:42.962	1:53.466	124.668	58.426	22.762	32.278	3	13:32:25.831	1:53.576	121.333	58.555	22.318	32.703
4	13:33:36.200	1:53.238	123.882	58.764	22.525	31.949	4	13:34:19.867	1:54.036	122.087	58.974	22.376	32.686
5	13:35:31.461	1:55.261	121.333	1:00.037	22.802	32.422	5	13:36:13.730	1:53.863	122.595	58.449	22.469	32.945
6	13:37:25.066	1:53.605	122.595	58.386	22.864	32.355	6	13:38:08.109	1:54.379	123.623	58.833	22.625	32.921
p7	13:39:23.886	1:58.820	122.340	59.252	22.726		7	13:40:02.398	1:54.289	121.584	58.798	22.654	32.837
(71) Jerry Aplash							(92) Chuck Newman						
1	13:28:26.962	2:38.100			24.104	32.887	1	13:28:38.330	2:37.160			23.165	34.874
2	13:30:21.172	1:54.210	123.106	58.903	22.792	32.515	2	13:30:32.647	1:54.317	117.936	59.064	22.526	32.727
3	13:32:15.210	1:54.038	122.850	58.933	22.646	32.459	3	13:32:28.134	1:55.487	124.405	59.004	22.531	33.952
4	13:34:08.504	1:53.294	123.623	58.564	22.442	32.288	4	13:34:21.652	1:53.518	122.087	58.501	22.418	32.599
5	13:36:03.846	1:55.342	124.668	59.253	23.241	32.848	5	13:36:15.809	1:54.157	123.623	58.607	22.605	32.945

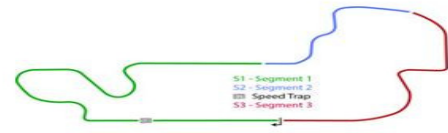
Bill Skibbe Chief of Timing & Scoring

Orbits

Costa Dunias Chief Steward

www.mylaps.com

Licensed to: Sports Car Club of America



2017 National Championship Indy

SRF/SRF3

Indianapolis Motor Speedway 2.592 miles

SRF3 (B) Qual 1

9/25/2017 13:25

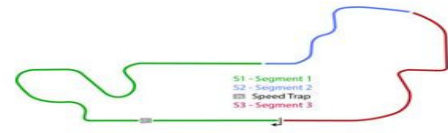
Qualifying (18:00 Time) started at 13:25:12

Lap	Time of Day	Lap Tm	SPd	S1 Tm	S2 Tm	S3 Tm	Lap	Time of Day	Lap Tm	SPd	S1 Tm	S2 Tm	S3 Tm
(57) Bill Booth													
1	13:28:17.580	2:44.681			25.067	33.513	4	13:35:16.223	1:54.380	121.584	58.822	22.704	32.854
2	13:30:11.974	1:54.394	124.405	59.252	22.836	32.306	5	13:37:11.117	1:54.894	122.850	59.081	22.705	33.108
3	13:32:07.536	1:55.562	121.584	58.097	24.179	33.286	p6	13:39:55.599	2:44.482	114.501	1:21.144	33.041	
4	13:34:01.271	1:53.735	120.836	58.727	22.493	32.515	(96) Daniel Brooks						
5	13:35:56.680	1:55.409	122.595	59.011	23.434	32.964	1	13:28:41.565	2:37.329			22.440	36.612
6	13:37:51.960	1:55.280	121.584	59.342	22.564	33.374	2	13:30:37.143	1:55.578	118.887	1:00.063	23.026	32.489
7	13:39:48.556	1:56.596	118.410	1:00.137	23.452	33.007	3	13:32:33.518	1:56.375	124.143	59.985	23.892	32.498
8	13:41:42.146	1:53.590	121.333	58.814	22.587	32.189	4	13:34:28.766	1:55.248	120.836	59.121	22.933	33.194
9	13:43:36.636	1:54.490	123.882	59.383	22.517	32.590	5	13:36:24.180	1:55.414	124.143	59.650	23.297	32.467
(72) Lee Hill													
1	13:28:24.531	2:37.283			23.791	33.021	6	13:38:19.610	1:55.430	121.584	59.546	23.648	32.236
2	13:30:18.266	1:53.735	121.584	58.922	22.410	32.403	7	13:40:13.512	1:53.902	122.340	58.869	22.626	32.407
3	13:32:13.234	1:54.968	124.143	58.691	23.132	33.145	8	13:42:10.717	1:57.205	111.894	1:01.756	23.015	32.434
4	13:34:12.534	1:59.300	123.882	59.222	24.160	35.918	(4) Joseph Wolf						
5	13:36:06.641	1:54.107	122.850	58.933	22.649	32.525	1	13:29:34.541	3:10.539			23.669	33.295
6	13:38:00.707	1:54.066	124.143	59.015	22.725	32.326	2	13:31:29.600	1:55.059	121.084	59.311	22.968	32.780
7	13:39:55.847	1:55.140	125.197	59.090	23.307	32.743	3	13:33:23.515	1:53.915	121.333	58.744	22.681	32.490
8	13:41:49.758	1:53.911	123.364	58.839	22.583	32.489	4	13:35:18.221	1:54.706	122.340	59.334	22.954	32.418
9	13:43:43.380	1:53.622	122.340	58.804	22.439	32.379	5	13:37:12.915	1:54.694	122.087	58.737	23.040	32.917
(021) Sabre Cook													
1	13:28:54.355	2:40.105			23.200	33.250	6	13:39:07.826	1:54.911	122.087	59.081	23.070	32.760
2	13:30:48.250	1:53.895	122.595	59.188	22.474	32.233	7	13:41:04.027	1:56.201	121.333	58.996	23.997	33.208
3	13:32:43.135	1:54.885	123.623	58.266	24.159	32.460	8	13:42:58.202	1:54.175	120.098	58.963	22.849	32.363
4	13:34:36.782	1:53.647	121.333	58.630	22.843	32.174	(37) Corey Condit						
5	13:36:30.591	1:53.809	122.340	58.555	22.974	32.280	1	13:28:55.557	2:40.019			23.153	34.031
6	13:38:24.310	1:53.719	123.364	58.818	22.756	32.145	2	13:30:49.584	1:54.027	122.087	58.721	22.607	32.699
7	13:40:20.006	1:55.696	125.464	58.547	23.978	33.171	3	13:32:45.677	1:56.093	123.364	59.524	22.998	33.571
8	13:42:14.178	1:54.172	121.084	58.900	22.761	32.511	4	13:34:40.586	1:54.909	123.106	59.299	23.041	32.569
(75) Mick Robinson													
1	13:27:50.375	2:38.113			23.317	33.962	5	13:36:35.879	1:55.293	122.850	58.906	23.150	33.237
2	13:29:45.047	1:54.672	118.172	59.503	22.667	32.502	6	13:38:31.571	1:55.692	122.087	58.858	23.097	33.737
3	13:31:38.816	1:53.769	120.098	58.713	22.618	32.438	7	13:40:26.161	1:54.590	122.340	58.774	22.806	33.010
4	13:33:32.830	1:54.014	120.589	58.837	22.590	32.587	8	13:42:21.121	1:54.960				
5	13:35:26.563	1:53.733	121.333	58.625	22.573	32.535	(74) Salvatore Webber						
6	13:37:20.502	1:53.939	120.836	58.768	22.599	32.572	1	13:27:56.129	2:41.133			25.111	34.148
7	13:39:14.836	1:54.334	121.835	58.990	22.706	32.638	2	13:29:51.567	1:55.438	119.368	59.748	22.920	32.770
8	13:41:09.178	1:54.342	122.595	59.118	22.688	32.536	3	13:31:47.101	1:55.534	121.084	59.938	22.843	32.753
9	13:43:05.510	1:56.332	122.595	58.734	23.339	34.259	4	13:33:42.688	1:55.587	121.084	1:00.456	22.618	32.513
(13) Thomas Riley													
1	13:28:42.669	2:39.724			23.921	34.470	5	13:35:37.384	1:54.696	121.084	59.315	22.795	32.586
2	13:30:40.467	1:57.798	122.850	1:00.490	23.817	33.491	6	13:37:31.468	1:54.084	121.584	59.494	22.508	32.082
3	13:32:34.264	1:53.797	122.087	58.928	22.292	32.577	7	13:39:26.860	1:55.392	123.364	59.752	22.903	32.737
4	13:34:28.515	1:54.251	124.143	58.951	22.517	32.783	8	13:41:21.383	1:54.523	122.087	59.362	22.653	32.508
5	13:36:23.267	1:54.752	123.106	59.270	22.793	32.689	9	13:43:16.015	1:54.632	122.087	59.476	22.595	32.561
6	13:38:17.845	1:54.578	124.405	59.357	22.636	32.585	(77) Charles Pigeon						
7	13:40:12.265	1:54.420	121.584	59.081	22.266	33.073	1	13:28:15.047	2:43.280			23.529	33.038
8	13:42:06.285	1:54.020	121.084	59.001	22.488	32.531	2	13:30:09.169	1:54.122	121.584	59.164	22.487	32.471
(189) Ashley B Oaks													
1	13:28:16.326	2:42.106			24.021	33.280	3	13:32:05.309	1:56.140	123.882	59.992	23.489	32.659
2	13:30:11.183	1:54.857	116.308	59.682	22.812	32.363	4	13:34:00.287	1:54.978	124.932	59.226	23.014	32.738
3	13:32:05.608	1:54.425	125.197	58.552	23.661	32.212	5	13:35:55.671	1:55.384	125.731	59.713	23.016	32.655
4	13:34:00.690	1:55.082	119.854	59.511	22.758	32.813	6	13:37:50.912	1:55.241	124.143	1:00.097	22.657	32.487
p5	13:35:55.301	1:54.611	126.270	59.411	23.328	32.460	7	13:40:02.846	2:11.934	124.405	1:16.572	22.563	32.799
6	13:38:26.488	2:31.187			22.675	32.460	8	13:41:57.624	1:54.778	124.668	59.481	22.593	32.704
7	13:40:21.367	1:54.879	123.106	59.287	22.732	32.860	9	13:43:52.929	1:55.305	122.595	59.297	23.079	32.929
8	13:42:15.174	1:53.807	123.882	58.895	22.520	32.392	(129) Carl Hayward						
(5) James Marinangel													
1	13:29:33.349	2:50.148			23.465	34.085	1	13:28:21.812	2:37.109			23.778	35.099
2	13:31:27.221	1:53.872	120.589	58.740	22.634	32.498	2	13:30:17.141	1:55.329	122.340	59.695	22.800	32.834
3	13:33:21.843	1:54.622	121.084	59.210	22.979	32.433	3	13:32:12.383	1:55.242	123.364	59.180	23.173	32.889
(64) Matt Gray													
4							4	13:34:08.029	1:55.646	123.623	59.664	23.182	32.800
							5	13:36:03.413	1:55.384	124.405	59.500	23.140	32.744
							6	13:37:57.926	1:54.513	125.731	59.035	23.045	32.433
							7	13:39:52.618	1:54.692	120.836	59.521	22.610	32.561
							8	13:41:46.779	1:54.161	123.623	58.721	22.962	32.478
							9	13:43:41.261	1:54.482	122.595	59.189	22.649	32.644

Bill Skibbe Chief of Timing & Scoring

Orbits

Costa Dunias Chief Steward



2017 National Championship Indy

SRF/SRF3

Indianapolis Motor Speedway 2.592 miles

SRF3 (B) Qual 1

9/25/2017 13:25

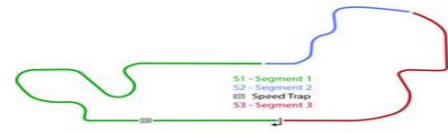
Qualifying (18:00 Time) started at 13:25:12

Lap	Time of Day	Lap Tm	SPd	S1 Tm	S2 Tm	S3 Tm	Lap	Time of Day	Lap Tm	SPd	S1 Tm	S2 Tm	S3 Tm
(99) Steven Kramer													
1	13:27:50.801	2:36.998			23.311	33.088							
2	13:29:45.880	1:55.079	121.333	59.870	22.909	32.300							
3	13:31:40.663	1:54.783	122.087	59.509	22.865	32.409	(10) Mike Cameron						
4	13:33:35.967	1:55.304	121.333	59.805	23.058	32.441	1	13:28:29.445	2:39.722		24.134		33.440
5	13:35:31.401	1:55.434	123.106	59.796	22.902	32.736	2	13:30:26.313	1:56.868	121.084	1:00.237	23.552	33.079
6	13:37:25.782	1:54.381	117.000	59.280	22.527	32.574	3	13:32:22.070	1:55.757	121.333	59.893	22.722	33.142
7	13:39:20.882	1:55.100	122.850	59.441	22.815	32.844	4	13:34:17.471	1:55.401	121.084	59.786	22.795	32.820
8	13:41:16.655	1:55.773	120.589	1:00.049	22.992	32.732	5	13:36:13.048	1:55.577	122.850	59.728	23.016	32.833
9	13:43:10.863	1:54.208	120.098	59.147	22.532	32.529	6	13:38:08.719	1:55.671	121.333	59.781	22.876	33.014
							7	13:40:03.408	1:54.689	123.882	59.444	22.710	32.535
							8	13:42:01.111	1:57.703	124.143	59.153	22.938	35.612
(6) Peter Jankovskis													
1	13:28:17.299	2:41.731			24.761	32.794							
2	13:30:12.629	1:55.330	124.143	59.378	23.535	32.417	1	13:29:12.092	2:37.995		23.445		34.395
3	13:32:06.888	1:54.259	124.668	58.784	23.066	32.409	2	13:31:07.261	1:55.169	121.084	59.484	23.008	32.677
4	13:34:01.701	1:54.813	123.106	59.180	23.206	32.427	3	13:33:01.956	1:54.695	124.143	59.423	22.774	32.498
5	13:35:57.000	1:55.299	124.932	58.881	23.424	32.994	4	13:34:57.726	1:55.770	125.731	1:00.362	22.910	32.498
6	13:37:51.949	1:54.949	126.000	59.308	22.678	32.963	5	13:36:55.650	1:57.924	123.106	59.658	23.230	35.036
7	13:39:47.148	1:55.199	123.882	59.535	23.055	32.609	6	13:38:50.825	1:55.175	124.668	59.755	22.910	32.507
8	13:41:41.930	1:54.782	123.364	59.264	22.959	32.559	7	13:40:58.488	2:07.663	120.098	1:04.688	23.264	39.711
9	13:43:38.181	1:56.251	123.106	1:00.678	22.971	32.602	8	13:42:54.890	1:56.402	116.538	1:00.808	22.987	32.607
(44) Paul Miranda													
1	13:28:19.459	2:42.607			24.866	34.568							
2	13:30:16.578	1:57.119	121.333	59.562	22.986	34.571	1	13:29:02.612	2:37.261		24.334		33.765
3	13:32:14.564	1:57.986	106.440	1:01.306	22.907	33.773	2	13:30:58.262	1:55.650	121.084	59.733	23.026	32.891
4	13:34:10.716	1:56.152	122.340	59.945	22.930	33.277	3	13:32:58.668	2:00.406	122.850	1:00.952	25.499	33.955
5	13:36:05.531	1:54.815	122.087	59.758	22.731	32.326	4	13:34:54.588	1:55.920	121.584	59.663	23.051	33.206
6	13:37:59.850	1:54.319	122.340	59.603	22.445	32.271	5	13:36:54.003	1:59.415	121.584	1:00.999	24.077	34.339
7	13:39:54.144	1:54.294	125.731	59.088	22.826	32.380	6	13:38:50.162	1:56.159	119.368	59.976	23.120	33.063
8	13:41:52.468	1:58.324	122.850	59.731	22.899	35.894	7	13:40:45.570	1:55.408	120.589	59.766	22.797	32.845
9	13:43:48.873	1:56.405	123.364	59.779	23.501	33.125	8	13:42:40.479	1:54.909	120.589	59.148	22.916	32.845
(04) Bob Gardner													
1	13:28:41.772	2:36.025			23.444	33.810							
2	13:30:36.887	1:55.115	122.850	59.427	23.112	32.576	1	13:28:21.280	2:38.867		24.169		34.780
3	13:32:32.300	1:55.413	123.882	1:00.058	23.236	32.119	2	13:30:16.573	1:55.293	121.584	59.535	22.759	32.999
4	13:34:27.464	1:55.164	123.106	59.728	23.067	32.369	3	13:32:12.118	1:55.545	121.584	59.058	23.568	32.919
5	13:36:22.947	1:55.483	124.143	59.792	23.056	32.635	4	13:34:07.726	1:55.608	122.340	59.513	22.875	33.220
6	13:38:18.783	1:55.836	122.340	1:00.229	23.005	32.602	5	13:36:03.128	1:55.402	121.584	59.470	23.286	32.646
7	13:40:13.141	1:54.358	124.143	58.890	22.645	32.823	6	13:37:59.077	1:55.949	122.087	1:00.017	23.423	32.509
8	13:42:08.174	1:55.033	123.882	59.295	22.873	32.865	7	13:39:56.592	1:57.515	123.364	59.183	24.954	33.378
							8	13:41:51.716	1:55.124	123.623	59.161	22.795	33.168
							9	13:43:48.264	1:56.548	121.835	1:00.037	23.541	32.970
(06) Matt Strathman													
1	13:28:16.306	2:38.001			23.906	33.644							
2	13:30:12.547	1:56.241	123.623	1:00.423	23.089	32.729	1	13:28:11.845	2:47.291		24.494		34.834
3	13:32:07.152	1:54.605	123.882	59.534	22.832	32.239	2	13:30:08.065	1:56.220	118.887	59.504	23.082	33.634
4	13:35:01.584	1:54.432	124.143	59.385	22.744	32.303	3	13:32:04.624	1:56.559	124.143	1:00.314	22.948	33.297
5	13:36:59.861	1:58.277	107.410	1:01.345	24.351	32.581	4	13:34:15.680	2:11.056	123.364	58.996	23.102	48.958
6	13:38:57.888	1:58.027	123.882	1:00.244	23.962	33.821	5	13:36:14.240	1:58.560	121.084	1:00.464	24.103	33.993
7	13:40:52.396	1:54.508	124.143	58.875	22.693	32.940	6	13:38:09.560	1:55.320	124.668	59.316	23.133	32.871
8	13:42:49.062	1:56.666	123.364	59.293	23.560	33.813	7	13:40:04.998	1:55.438	123.882	59.153	23.129	33.156
							8	13:42:06.048	2:01.050	123.882	59.583	23.095	38.372
(69) Benjamin Brinn													
1	13:29:16.001	2:39.079			23.736	34.180							
2	13:31:11.806	1:55.805	123.882	59.715	22.684	33.406	1	13:29:12.085	2:42.459		25.855		34.780
3	13:33:06.425	1:54.619	121.835	59.266	22.733	32.620	2	13:31:08.621	1:56.536	118.172	1:00.110	23.220	33.206
4	13:35:01.174	1:54.749	123.106	59.475	22.472	32.802	3	13:33:04.140	1:55.519	123.106	58.976	23.474	33.069
5	13:36:56.437	1:55.263	121.835	59.852	22.693	32.718	4	13:35:01.031	1:56.891	122.850	58.960	24.050	33.881
6	13:38:53.322	1:56.885	120.343	1:00.760	23.064	33.061	5	13:36:57.525	1:56.494	121.333	1:00.006	23.499	32.989
7	13:40:48.609	1:55.287	123.623	59.438	22.851	32.998	6	13:38:54.439	1:56.914	123.882	59.189	23.327	34.398
8	13:42:46.046	1:57.437	108.998	1:00.588	22.641	34.208	7	13:40:49.863	1:55.424	124.405	58.994	23.087	33.343
							8	13:42:45.852	1:55.989	123.623	1:00.121	22.892	32.976
(46) John Waak													
1	13:29:15.723	2:40.760			23.736	34.180							
2	13:31:14.355	1:58.632	110.221	1:01.751	23.483	33.398	1	13:29:12.085	2:42.459		25.855		34.780
3	13:33:10.732	1:56.377	121.333	1:00.350	23.117	32.910	2	13:31:08.621	1:56.536	118.172	1:00.110	23.220	33.206
4	13:35:06.409	1:55.677	121.333	59.418	23.222	33.037	3	13:33:04.140	1:55.519	123.106	58.976	23.474	33.069
5	13:37:02.092	1:55.683	121.084	59.307	23.465	32.911	4	13:35:01.031	1:56.891	122.850	58.960	24.050	33.881
							5	13:36:57.525	1:56.494	121.333	1:00.006	23.499	32.989
							6	13:38:54.439	1:56.914	123.882	59.189	23.327	34.398
							7	13:40:49.863	1:55.424	124.405	58.994	23.087	33.343
							8	13:42:45.852	1:55.989	123.623	1:00.121	22.892	32.976
(103) Tisha Strickland													
1	13:29:15.723	2:40.760			23.736	34.180							
2	13:31:14.355	1:58.632	110.221	1:01.751	23.483	33.398	1	13:29:15.723	2:40.760		23.839		34.091
3	13:33:10.732	1:56.377	121.333	1:00.350	23.117	32.910	2	13:31:14.355	1:58.632	110.221	1:01.751	23.483	33.398
4	13:35:06.409	1:55.677	121.333	59.418	23.222	33.037	3	13:33:10.732	1:56.377	121.333	1:00.350	23.117	32.910
5	13:37:02.092	1:55.683	121.084	59.307	23.465	32.911	4	13:35:06.409	1:55.677	121.333	59.418	23.222	33.037
							5	13:37:02.092	1:55.683	121.084	59.307	23.465	32.911

Bill Skibbe Chief of Timing & Scoring

Orbits

Costa Dunias Chief Steward



2017 National Championship Indy

SRF/SRF3

Indianapolis Motor Speedway 2.592 miles

SRF3 (B) Qual 1

9/25/2017 13:25

Qualifying (18:00 Time) started at 13:25:12

Lap	Time of Day	Lap Tm	SPd	S1 Tm	S2 Tm	S3 Tm
6	13:38:59.974	1:57.882	122.595	1:00.225	23.761	33.896
7	13:40:57.924	1:57.950	121.835	1:00.919	23.410	33.621
8	13:42:53.945	1:56.021	119.368	59.650	23.679	32.692

Lap	Time of Day	Lap Tm	SPd	S1 Tm	S2 Tm	S3 Tm
7	13:41:05.523	1:56.483	121.584	1:00.300	23.351	32.832
8	13:43:06.834	2:01.311	122.340	1:02.540	24.014	34.757

(23) Daniel Mathias

1	13:29:00.222	2:42.168			24.339	33.863
2	13:30:57.872	1:57.650	121.835	1:00.636	23.615	33.399
3	13:32:58.795	2:00.923	122.340	1:01.279	25.590	34.054
4	13:34:58.690	1:56.895	117.000	1:00.746	23.234	32.915
5	13:36:55.144	1:59.454	124.143	1:00.856	23.877	34.721
6	13:38:51.759	1:56.615	122.850	1:00.334	23.560	32.721
7	13:40:47.475	1:55.716	123.882	59.682	23.032	33.002

(112) Jim Cole Sr

1	13:28:47.381	2:37.150				
2	13:30:45.709	1:58.328	120.836	1:01.110	23.620	34.252
3	13:32:44.124	1:58.415	121.084	59.944	25.344	33.127
4	13:34:43.939	1:59.815	120.098	1:00.749	24.189	34.877
5	13:36:41.513	1:57.574	117.701	1:00.236	23.806	33.532
6	13:38:39.642	1:58.129	118.648	1:00.467	24.126	33.536
7	13:40:36.620	1:56.978	120.343	59.857	23.563	33.558
8	13:42:34.208	1:57.588	117.701	1:00.855	23.611	33.122

(63) H.Neil Lund

1	13:29:08.645	2:40.035			24.585	34.791
2	13:31:05.142	1:56.497	121.584	59.958	23.480	33.059
3	13:33:01.575	1:56.433	122.087	1:00.366	22.959	33.108
4	13:34:58.336	1:56.761	123.364	59.916	23.325	33.520
5	13:36:56.249	1:57.913	124.405	59.686	23.226	35.001
6	13:38:52.205	1:55.956	123.623	59.399	23.784	32.773
7	13:40:47.959	1:55.754	125.464	59.959	23.125	32.670
8	13:42:44.409	1:56.450	124.143	59.778	23.392	33.280

(131) David Schaal

1	13:28:58.129	2:41.289			24.538	33.730
2	13:30:55.924	1:57.795	121.835	1:01.140	23.691	32.964
3	13:32:54.609	1:58.685	124.143	1:00.685	24.153	33.847
4	13:34:53.548	1:58.939	121.333	1:01.132	24.352	33.455
5	13:37:06.457	2:12.909	119.368	1:01.426	23.831	47.652
6	13:39:04.961	1:58.504	119.854	1:01.667	23.785	33.052
7	13:41:05.069	2:00.108	123.106	1:00.846	24.931	34.331
8	13:43:02.917	1:57.848	123.623	1:00.912	24.102	32.834

(111) Roy Hillenburg

1	13:29:02.402	2:42.534			24.392	34.033
2	13:31:02.207	1:59.805	119.854	1:03.143	23.584	33.078
3	13:32:59.128	1:56.921	119.611	59.949	22.997	33.975
4	13:34:54.983	1:55.855	118.648	59.931	22.934	32.990
5	13:36:54.592	1:59.609	123.364	1:01.099	23.776	34.734
6	13:38:50.531	1:55.939	119.368	59.792	23.178	32.969
7	13:40:47.362	1:56.831	121.333	1:00.486	23.026	33.319

(60) Tim Gray

1	13:28:45.840	2:37.557			24.161	33.862
2	13:30:44.406	1:58.566	118.410	1:01.311	23.681	33.574
3	13:32:43.008	1:58.602	117.000	1:00.686	24.540	33.376
4	13:34:44.062	2:01.054				36.588
5	13:36:43.115	1:59.053	115.851		23.934	33.562
6	13:38:41.353	1:58.238	119.127	1:01.229	23.813	33.196
7	13:40:40.049	1:58.696	119.854	1:01.548	23.962	33.186
8	13:42:37.847	1:57.798	118.172	1:00.348	24.014	33.436

(78) Reid Johnson

1	13:30:55.463	2:55.170			26.961	35.247
2	13:32:55.703	2:00.240	119.127	1:01.951	24.077	34.212
3	13:34:53.844	1:58.141	115.851	1:00.700	24.225	33.216
4	13:36:56.648	2:02.804				37.290
5	13:38:55.093	1:58.445	117.936		23.849	33.749
6	13:40:51.028	1:55.935	123.364	59.286	23.074	33.575
7	13:42:47.305	1:56.277	123.106	59.759	23.211	33.307

(59) Joel Parris

1	13:28:52.021	3:00.704			26.298	49.993
2	13:30:55.039	2:03.018	117.701	1:02.882	24.515	35.621
3	13:32:58.645	2:03.606	118.887	1:03.625	25.692	34.289
4	13:35:00.918	2:02.273	111.260	1:03.503	24.679	34.091
5	13:37:01.082	2:00.164	114.279	1:01.787	24.439	33.938
6	13:38:59.661	1:58.579	121.084	1:00.806	23.862	33.911

(66) Bill Watts

1	13:28:38.959	2:42.451			24.122	34.238
2	13:30:34.991	1:56.032	121.835	59.996	23.151	32.885
3	13:32:32.088	1:57.097	121.084	1:00.768	23.443	32.886
4	13:34:30.672	1:58.584	120.589	1:02.001	23.869	32.714
5	13:36:26.872	1:56.200	121.835	1:00.025	23.606	32.569
6	13:38:22.968	1:56.096	121.084	59.719	23.600	32.777
7	13:40:21.227	1:58.259	121.084	59.629	24.339	34.291
8	13:42:17.291	1:56.064	120.836	1:00.085	23.465	32.514

(054) Mike Thomas

1	13:29:19.984	2:40.059			24.825	34.222
2	13:31:19.045	1:59.061	116.538	1:01.786	23.900	33.375
3	13:33:17.334	1:58.289	120.343	1:01.367	23.336	33.586
4	13:35:15.045	1:57.711	119.611	1:01.080	23.391	33.240
5	13:37:14.025	1:58.980	120.098	1:01.314	23.409	34.257
6	13:39:11.503	1:57.478	122.087	1:00.732	23.470	33.276
7	13:41:07.628	1:56.125	121.333	1:00.040	23.075	33.010
8	13:43:06.371	1:58.743	121.333	1:00.099	23.289	35.355

(98) Todd Martin

1	13:29:05.533	2:38.760			25.401	34.156
2	13:31:05.831	2:00.298	119.127	1:01.949	24.582	33.767
3	13:33:11.592	2:05.761	121.084	1:00.794	25.346	39.621
4	13:35:09.302	1:57.710	121.084	1:00.801	23.966	32.943
5	13:37:09.428	2:00.126	119.854	1:03.306	23.692	33.128
6	13:39:09.040	1:59.612	113.838	1:03.081	23.448	33.083

Bill Skibbe Chief of Timing & Scoring

Orbits

Costa Dunias Chief Steward

www.mylaps.com

Licensed to: Sports Car Club of America