



VIR Hoosier Racing Tire Super Tour

Group 4 SM

Virginia International Raceway 3.270 miles

Grp 4 SM Race 1

4/14/2018 13:55

Race (22:00 Time) started at 15:02:31

Lap	Time of Day	Lap Tm	S1 Tm	SPd	S2 Tm	S3 Tm	Lap	Time of Day	Lap Tm	S1 Tm	SPd	S2 Tm	S3 Tm
(11) Jonathan Goring							7	15:18:37.591	2:16.507	48.048	116.910	51.787	36.672
1	15:04:52.797	2:20.704	50.316	115.424	53.303	37.085	8	15:20:54.300	2:16.709	47.985	115.261	52.174	36.550
2	15:07:10.940	2:18.143	48.941	116.743	52.038	37.164	9	15:23:10.122	2:15.822	47.668	115.751	51.565	36.589
3	15:09:28.848	2:17.908	49.487	119.299	51.393	37.028	10	15:25:27.425	2:17.303	47.980	113.186	52.510	36.813
4	15:11:46.288	2:17.440	48.326	114.937	52.154	36.960	(156) Todd Buras						
5	15:14:03.360	2:17.072	48.215	118.607	52.195	36.662	1	15:04:53.034	2:20.652	50.428	117.583	52.977	37.247
6	15:16:20.086	2:16.726	48.047	117.077	52.041	36.638	2	15:07:10.859	2:17.825	48.878	120.000	51.934	37.013
7	15:18:36.636	2:16.550	48.105	116.245	51.904	36.541	3	15:09:28.882	2:18.023	48.708	120.531	52.044	37.271
8	15:20:53.291	2:16.655	48.002	117.414	52.212	36.441	4	15:11:46.487	2:17.605	48.456	118.952	52.095	37.054
9	15:23:09.526	2:16.235	47.978	118.092	51.738	36.519	5	15:14:03.784	2:17.297	48.679	119.824	51.929	36.689
10	15:25:26.302	2:16.776	48.217	117.077	51.849	36.710	6	15:16:21.475	2:17.691	48.436	115.915	52.314	36.941
(08) Michael Carter							7	15:18:38.390	2:16.915	48.252	119.824	51.965	36.698
1	15:04:52.307	2:20.281	50.466	117.245	53.051	36.764	8	15:20:55.079	2:16.689	48.568	117.414	51.618	36.503
2	15:07:10.530	2:18.223	49.270	116.576	51.931	37.022	9	15:23:11.048	2:15.969	47.914	117.922	51.432	36.623
3	15:09:27.989	2:17.459	48.301	117.922	52.138	37.020	10	15:25:27.947	2:16.899	47.954	116.576	51.955	36.990
4	15:11:46.153	2:18.164	48.503	117.922	52.837	36.824	(197) Brian Henderson						
5	15:14:03.117	2:16.964	48.197	117.922	52.093	36.674	1	15:04:54.207	2:21.249	51.257	119.125	52.935	37.057
6	15:16:19.998	2:16.881	48.122	116.743	52.119	36.640	2	15:07:12.157	2:17.950	48.499	116.743	52.082	37.369
7	15:18:36.753	2:16.755	48.279	115.751	51.888	36.588	3	15:09:29.564	2:17.407	48.710	116.743	51.849	36.848
8	15:20:53.061	2:16.308	48.036	117.414	51.814	36.458	4	15:11:47.210	2:17.646	48.575	118.263	52.400	36.671
9	15:23:09.335	2:16.274	47.855	114.294	51.887	36.532	5	15:14:04.494	2:17.284	48.907	117.245	51.882	36.495
10	15:25:26.470	2:17.135	48.296	113.029	51.993	36.846	6	15:16:21.314	2:16.820	47.971	118.435	52.166	36.683
(42) Preston Pardus							7	15:18:38.690	2:17.376	48.067	115.261	52.131	37.178
1	15:04:53.125	2:20.893	50.886	115.915	53.194	36.813	8	15:20:55.319	2:16.629	48.531	116.743	51.731	36.367
2	15:07:11.207	2:18.082	48.876	119.299	51.937	37.269	9	15:23:11.430	2:16.111	47.800	115.424	51.906	36.405
3	15:09:29.428	2:18.221	48.634	118.952	51.862	37.725	10	15:25:28.436	2:17.006	47.772	113.816	52.639	36.595
4	15:11:47.456	2:18.028	48.953	117.414	52.254	36.821	(39) Danny Steyn						
5	15:14:04.654	2:17.198	48.814	118.607	51.829	36.555	1	15:04:53.412	2:20.935	50.738	117.245	53.350	36.847
6	15:16:21.825	2:17.171	48.099	117.245	52.161	36.911	2	15:07:11.348	2:17.936	48.765	118.607	51.959	37.212
7	15:18:38.307	2:16.482	48.162	119.474	51.633	36.687	3	15:09:33.755	2:22.407	53.638	117.414	51.897	36.872
8	15:20:54.377	2:16.070	47.915	119.474	51.792	36.363	4	15:11:51.207	2:17.452	48.437	115.424	52.167	36.848
9	15:23:10.309	2:15.932	47.686	116.245	51.730	36.516	5	15:14:07.702	2:16.495	47.998	117.922	51.884	36.613
10	15:25:27.071	2:16.762	47.985	117.752	52.152	36.625	6	15:16:24.316	2:16.614	48.256	118.779	52.094	36.264
(128) Chris Haldeman							7	15:18:41.660	2:17.344	48.353	116.410	52.209	36.782
1	15:04:52.414	2:20.272	50.523	116.910	52.978	36.771	8	15:20:57.962	2:16.302	47.768	114.775	52.133	36.401
2	15:07:10.258	2:17.844	48.415	116.080	52.405	37.024	9	15:23:14.842	2:16.880	48.238	114.614	52.189	36.453
3	15:09:28.057	2:17.799	48.248	117.752	52.386	37.165	10	15:25:31.432	2:16.590	48.240	117.414	51.932	36.418
4	15:11:45.830	2:17.773	48.576	117.583	52.034	37.163	(16) Jonathan Davis						
5	15:14:03.032	2:17.202	48.422	117.414	52.111	36.669	1	15:04:55.500	2:22.234	53.089	116.410	52.328	36.817
6	15:16:20.394	2:17.362	48.179	118.607	52.690	36.493	2	15:07:13.362	2:17.862	48.501	116.410	52.216	37.145
7	15:18:36.970	2:16.576	48.131	119.299	51.965	36.480	3	15:09:30.605	2:17.243	48.584	117.583	51.901	36.758
8	15:20:53.157	2:16.187	47.921	117.245	51.801	36.465	4	15:11:48.642	2:18.037	48.837	118.263	52.219	36.981
9	15:23:09.441	2:16.284	47.847	116.743	51.893	36.544	5	15:14:05.830	2:17.188	48.437	118.952	51.822	36.929
10	15:25:27.073	2:17.632	48.496	117.414	51.725	37.411	6	15:16:23.877	2:18.047	48.552	115.261	52.490	37.005
(2) Jim Drago							7	15:18:42.039	2:18.162	49.102	116.245	52.080	36.980
1	15:04:52.536	2:20.559	49.962	113.658	53.602	36.995	8	15:20:58.496	2:16.457	47.900	117.752	52.019	36.538
2	15:07:10.429	2:17.893	48.405	115.424	52.401	37.087	9	15:23:15.054	2:16.558	48.101	115.751	52.098	36.359
3	15:09:28.332	2:17.903	48.637	116.576	52.379	36.887	10	15:25:31.681	2:16.627	48.192	117.077	51.860	36.575
4	15:11:46.352	2:18.020	48.406	117.414	52.019	37.595	(124) Dillon Machavem						
5	15:14:03.468	2:17.116	48.533	116.410	51.885	36.698	1	15:04:55.174	2:21.139	51.713	116.410	52.524	36.902
6	15:16:20.573	2:17.105	48.663	116.910	51.855	36.587	2	15:07:13.092	2:17.918	48.431	116.410	52.327	37.160
7	15:18:37.284	2:16.711	48.049	119.824	51.950	36.712	3	15:09:30.360	2:17.268	48.419	116.910	51.956	36.893
8	15:20:54.981	2:17.697	49.322	120.000	51.478	36.897	4	15:11:48.518	2:18.158	48.849	117.922	52.369	36.940
9	15:23:10.772	2:15.791	47.829	117.245	51.396	36.566	5	15:14:05.689	2:17.171	48.471	118.779	51.837	36.863
10	15:25:27.254	2:16.482	47.794	117.922	51.963	36.725	6	15:16:23.715	2:18.026	48.502	114.775	52.410	37.114
(44) Tyler Kicera							7	15:18:41.579	2:17.864	48.853	113.816	52.149	36.862
1	15:04:54.622	2:21.452	51.908	117.414	52.341	37.203	8	15:20:58.414	2:16.835	48.161	117.077	52.077	36.597
2	15:07:12.128	2:17.506	48.209	116.910	52.117	37.180	9	15:23:16.355	2:17.941	48.764	115.424	52.398	36.779
3	15:09:29.247	2:17.119	48.448	120.000	51.605	37.066	10	15:25:34.164	2:17.809	48.376	113.816	52.537	36.896
4	15:11:46.681	2:17.434	48.277	118.952	52.239	36.918	(89) Nick Leverone						
5	15:14:04.399	2:17.718	48.965	116.080	52.062	36.691	1	15:04:56.163	2:21.819	52.252	119.549	52.697	36.870
6	15:16:21.084	2:16.685	47.984	118.779	52.160	36.541	2	15:07:14.276	2:18.113	48.634	114.454	52.504	36.975

Chief of Timing & Scoring

Orbits


Race Director

www.mylaps.com

icensed to: Sports Car Club of America

Printed: 4/14/2018 3:32:30 PM

Page 1/4



VIR Hoosier Racing Tire Super Tour

Group 4 SM


Virginia International Raceway 3.270 miles

Grp 4 SM Race 1

4/14/2018 13:55

Race (22:00 Time) started at 15:02:31

Lap	Time of Day	Lap Tm	S1 Tm	SPd	S2 Tm	S3 Tm	Lap	Time of Day	Lap Tm	S1 Tm	SPd	S2 Tm	S3 Tm
3	15:09:31.921	2:17.645	48.461	114.775	52.290	36.894							
4	15:11:49.802	2:17.881	48.408	119.125	52.217	37.256							
5	15:14:07.624	2:17.822	48.721	117.414	52.488	36.613							
6	15:16:24.823	2:17.199	48.296	117.752	52.206	36.697							
7	15:18:42.337	2:17.514	48.533	114.937	52.279	36.702							
8	15:20:59.182	2:16.845	48.281	118.092	51.832	36.732							
9	15:23:16.901	2:17.719	48.450	116.245	52.091	37.178							
10	15:25:34.377	2:17.476	48.283	114.614	52.358	36.835							
(04) Spencer Rutherford													
1	15:04:57.115	2:23.741	53.636	116.576	53.008	37.097							
2	15:07:15.303	2:18.188	48.434	115.424	52.503	37.251							
3	15:09:33.678	2:18.375	49.069	116.410	52.205	37.101							
4	15:11:51.444	2:17.766	48.720	117.245	52.127	36.919							
5	15:14:09.023	2:17.579	48.432	115.261	52.358	36.789							
6	15:16:26.762	2:17.739	48.605	114.294	52.342	36.792							
7	15:18:44.495	2:17.733	48.356	113.343	52.462	36.915							
8	15:21:01.843	2:17.348	48.355	114.294	52.118	36.875							
9	15:23:18.894	2:17.051	48.097	113.500	52.131	36.823							
10	15:25:36.265	2:17.371	48.163	113.343	52.386	36.822							
(10) Danny Soufi													
1	15:04:54.932	2:21.253	51.547	116.245	52.507	37.199							
2	15:07:13.001	2:18.069	48.492	117.245	52.421	37.156							
3	15:09:30.532	2:17.531	48.785	118.263	51.920	36.826							
4	15:11:49.533	2:19.001	49.260	115.099	52.533	37.208							
5	15:14:08.035	2:18.502	48.764	112.407	52.851	36.887							
6	15:16:25.114	2:17.079	48.289	115.587	52.206	36.584							
7	15:18:42.492	2:17.378	48.552	115.099	52.165	36.661							
8	15:21:00.144	2:17.652	48.287	118.263	51.768	37.597							
9	15:23:19.558	2:19.414	48.963	112.253	53.818	36.633							
10	15:25:37.143	2:17.585	48.312	113.029	52.641	36.632							
(41) Jason Connole													
1	15:04:53.665	2:20.752	50.641	118.779	53.159	36.952							
2	15:07:11.433	2:17.768	48.716	118.779	51.976	37.076							
3	15:09:29.320	2:17.887	49.228	119.824	51.586	37.073							
4	15:11:46.785	2:17.465	48.311	118.263	52.247	36.907							
5	15:14:14.465	2:27.680	48.511	116.910	51.893	47.276							
6	15:16:34.182	2:19.717	49.295	116.576	52.014	38.408							
7	15:18:51.363	2:17.181	48.212	115.424	52.209	36.760							
8	15:21:09.174	2:17.811	48.202	118.435	52.585	37.024							
9	15:23:27.515	2:18.341	48.326	115.099	52.792	37.223							
10	15:25:45.821	2:18.306	48.331	114.294	52.829	37.146							
(61) Skip Brock													
1	15:04:57.744	2:22.868	52.802	116.410	53.056	37.010							
2	15:07:15.651	2:17.907	48.424	116.410	52.314	37.169							
3	15:09:33.997	2:18.346	49.044	116.910	52.477	36.825							
4	15:11:52.983	2:18.986	49.179	117.077	52.619	37.188							
5	15:14:13.957	2:20.974	49.061	113.658	53.109	38.804							
6	15:16:32.476	2:18.519	48.754	117.414	52.839	36.926							
7	15:18:50.860	2:18.384	48.656	115.915	52.699	37.029							
8	15:21:08.989	2:18.129	48.439	117.922	52.775	36.915							
9	15:23:27.663	2:18.674	48.872	116.080	52.706	37.096							
10	15:25:46.737	2:19.074	49.140	112.099	52.857	37.077							
(13) Anthony Geraci													
1	15:04:58.392	2:23.259	52.907	116.245	53.138	37.214							
2	15:07:16.479	2:18.087	48.366	116.910	52.482	37.239							
3	15:09:34.600	2:18.121	49.278	115.915	51.970	36.873							
4	15:11:53.147	2:18.547	48.711	117.245	52.738	37.098							
5	15:14:13.128	2:19.981	49.200	116.743	53.231	37.550							
6	15:16:32.970	2:19.842	48.845	116.080	53.484	37.513							
7	15:18:51.274	2:18.304	48.415	116.080	52.554	37.335							
8	15:21:09.896	2:18.622	49.321	117.414	52.358	36.943							
9	15:23:27.878	2:17.982	48.219	116.910	52.694	37.069							
10	15:25:46.850	2:18.972	48.768	112.562	53.034	37.170							
(24) Lee Thomas													
1	15:04:56.445	2:22.325	52.350	115.587	52.793	37.182							
2	15:07:14.981	2:18.536	48.493	115.587	52.989	37.054							
3	15:09:33.519	2:18.538	48.867	117.583	52.542	37.129							
4	15:11:52.834	2:19.315	49.307	114.775	52.758	37.250							
5	15:14:13.627	2:20.793	49.331	114.454	53.367	38.095							
6	15:16:33.598	2:19.971	48.913	115.099	53.000	38.058							
7	15:18:51.731	2:18.133	48.455	114.134	52.594	37.084							
8	15:21:10.446	2:18.715	48.957	115.424	52.356	37.402							
9	15:23:28.396	2:17.950	48.117	115.587	52.338	37.495							
10	15:25:47.228	2:18.832	48.819	110.582	52.556	37.457							
(21) Joseph Federl													
1	15:04:56.589	2:22.662	52.761	119.824	52.678	37.223							
2	15:07:15.060	2:18.471	48.491	116.910	52.935	37.045							
3	15:09:33.736	2:18.676	48.999	117.414	52.406	37.271							
4	15:11:57.989	2:24.253	53.745	116.576	52.611	37.897							
5	15:14:17.415	2:19.426	48.805	113.500	53.009	37.612							
6	15:16:35.262	2:17.847	48.443	113.975	52.509	36.895							
7	15:18:52.290	2:17.028	48.052	114.775	52.141	36.835							
8	15:21:10.882	2:18.592	48.768	117.752	52.108	37.716							
9	15:23:28.542	2:17.660	47.876	116.576	52.223	37.561							
10	15:25:47.668	2:19.126	48.820	115.587	52.636	37.670							
(18) Evan Karl													
1	15:04:54.074	2:21.592	50.952	117.922	53.624	37.016							
2	15:07:12.203	2:18.129	48.569	116.910	52.582	36.978							
3	15:09:29.802	2:17.599	48.988	116.410	51.935	36.676							
4	15:12:04.201	2:34.399	50.274	118.952	52.394	51.731							
5	15:14:22.881	2:18.680	48.670	116.910	52.620	37.390							
6	15:16:41.179	2:18.298	48.356	116.410	52.994	36.948							
7	15:18:58.935	2:17.756	48.002	114.614	52.955	36.799							
8	15:21:16.562	2:17.627	48.392	115.099	52.538	36.697							
9	15:23:34.587	2:18.025	48.273	116.743	52.475	37.277							
10	15:25:53.243	2:18.656	48.344	112.253	52.875	37.437							
(73) Daniel Moen													
1	15:05:00.164	2:24.485	53.088	116.910	53.806	37.591							
2	15:07:19.508	2:19.344	48.641	112.717	53.335	37.368							
3	15:09:38.118	2:18.610	48.781	113.186	52.458	37.371							
4	15:11:57.460	2:19.342	48.605	113.975	53.257	37.480							
5	15:14:17.933	2:20.473	49.764	115.424	52.772	37.837							
6	15:16:36.115	2:18.182	48.551	114.937	52.876	36.855							
7	15:18:55.404	2:19.289	48.686	113.343	53.035	37.568							
8	15:21:13.887	2:18.483	48.626	116.743	52.771	37.086							
9	15:23:34.469	2:20.582	50.124	113.343	52.870	37.588							
10	15:25:53.621	2:19.152	48.345	116.410	53.113	37.694							
(8) Michael Choe													
1	15:05:00.532	2:24.090	52.512	117.922	53.758	37.820							
2	15:07:20.641	2:20.109	49.040	115.915	53.224	37.845							
3	15:09:38.920	2:18.279	48.269	116.576	52.321	37.689							
4	15:11:59.003	2:20.083	49.229	115.099	53.035	37.819							
5	15:14:19.383	2:20.380	49.663	113.975	52.959	37.758							
6	15:16:37.522	2:18.139	48.422	115.099	52.509	37.208							
7	15:18:56.562	2:19.040	48.552	114.775	52.991	37.497							
8	15:21:15.106	2:18.544	48.595	116.080	52.315	37.634							
9	15:23:34.751	2:19.645	49.382	116.910	52.530	37.733							
10	15:25:54.285	2:19.534	48.737	116.910	52.527	38.270							
(94) Rob Trollinger													
1	15:05:02.164	2:25.470	52.872	114.454	54.608	37.990							
2	15:07:21.449	2:19.285	48.717	113.816	52.985								



VIR Hoosier Racing Tire Super Tour

Group 4 SM

Virginia International Raceway 3.270 miles

Grp 4 SM Race 1

4/14/2018 13:55

Race (22:00 Time) started at 15:02:31

Lap	Time of Day	Lap Tm	S1 Tm	SPd	S2 Tm	S3 Tm	Lap	Time of Day	Lap Tm	S1 Tm	SPd	S2 Tm	S3 Tm
7	15:18:58.618	2:18.793	48.270	112.253	53.238	37.285	3	15:09:43.623	2:20.087	49.567	116.245	52.847	37.673
8	15:21:17.697	2:19.079	48.617	113.186	52.656	37.806	4	15:12:04.746	2:21.123	49.746	115.099	53.724	37.653
9	15:23:36.560	2:18.863	48.388	113.186	52.956	37.519	5	15:14:24.444	2:19.698	49.254	115.261	53.110	37.334
10	15:25:55.893	2:19.333	48.644	111.639	53.216	37.473	6	15:16:45.066	2:20.622	49.555	113.029	53.306	37.761
(98) Charlie Campbell							7	15:19:06.185	2:21.119	50.086	112.562	53.275	37.758
1	15:05:04.696	2:26.520	53.220	116.080	55.035	38.265	8	15:21:26.463	2:20.278	49.163	113.816	53.180	37.935
2	15:07:24.556	2:19.860	49.586	114.294	52.896	37.378	9	15:23:46.548	2:20.085	49.200	113.816	53.180	37.705
3	15:09:43.584	2:19.028	49.007	113.658	52.525	37.496	10	15:26:06.977	2:20.429	49.007	111.945	53.580	37.842
4	15:12:03.938	2:20.354	48.950	111.639	53.621	37.783	(67) Brian Naumann						
5	15:14:23.031	2:19.093	48.903	116.245	52.631	37.559	1	15:05:04.166	2:27.302	54.111	114.454	55.191	38.000
6	15:16:41.776	2:18.745	48.703	113.186	52.647	37.395	2	15:07:26.167	2:22.001	50.931	112.099	53.587	37.483
7	15:19:01.271	2:19.495	48.599	114.937	52.617	38.279	3	15:09:47.747	2:21.580	49.932	113.343	53.978	37.670
8	15:21:19.769	2:18.498	48.391	112.253	52.971	37.136	4	15:12:10.217	2:22.470	50.333	112.099	54.307	37.830
9	15:23:38.669	2:18.900	48.654	112.253	53.159	37.087	5	15:14:33.305	2:23.088	49.183	109.105	56.093	37.812
10	15:25:56.683	2:18.014	48.283	112.253	52.710	37.021	6	15:16:53.882	2:20.577	49.021	111.184	54.062	37.494
(02) Stephen Jau							7	15:19:14.294	2:20.412	48.765	111.335	55.023	37.824
1	15:05:01.167	2:24.350	52.258	113.186	54.827	37.265	8	15:21:35.648	2:21.354	49.025	112.099	55.014	37.315
2	15:07:20.778	2:19.611	49.166	113.658	53.103	37.342	9	15:23:56.785	2:21.137	49.365	112.099	53.902	37.870
3	15:09:39.781	2:19.003	48.834	113.500	52.767	37.402	10	15:26:17.520	2:20.735	48.841	111.335	53.648	38.246
4	15:11:59.307	2:19.526	48.662	116.410	52.939	37.925	(28) David Henderson						
5	15:14:19.463	2:20.156	49.261	112.562	53.071	37.824	1	15:05:06.850	2:28.364	53.179	114.775	56.903	38.282
6	15:16:39.877	2:20.414	48.551	112.873	53.917	37.946	2	15:07:28.672	2:21.822	50.002	113.343	53.910	37.910
7	15:19:01.048	2:21.171	49.172	115.099	53.634	38.365	3	15:09:49.836	2:21.164	49.485	113.029	53.559	38.120
8	15:21:20.302	2:19.254	49.376	114.454	52.761	37.117	4	15:12:12.260	2:22.424	50.254	110.882	54.087	38.083
9	15:23:39.227	2:18.925	48.705	113.816	53.034	37.186	5	15:14:34.328	2:22.068	49.733	113.343	54.241	38.094
10	15:25:59.720	2:20.493	48.948	111.639	53.858	37.687	6	15:16:55.612	2:21.284	49.532	112.099	54.068	37.684
(14) Amy Mills							7	15:19:16.256	2:20.644	49.144	111.033	53.790	37.710
1	15:04:57.595	2:22.961	52.674	118.607	52.833	37.454	8	15:21:36.742	2:20.486	49.253	112.717	53.553	37.680
2	15:07:15.893	2:18.298	48.803	117.245	52.421	37.074	9	15:23:57.326	2:20.584	49.029	113.500	53.424	38.131
3	15:09:35.099	2:19.206	49.980	117.414	52.121	37.105	10	15:26:17.900	2:20.574	49.033	111.335	53.775	37.766
4	15:11:53.337	2:18.238	48.498	116.910	52.761	36.979	(132) John Linger						
5	15:14:14.113	2:20.776	49.459	116.410	53.348	37.969	1	15:05:07.579	2:28.832	54.005	114.294	56.652	38.175
6	15:16:34.472	2:20.359	49.133	117.752	52.396	38.830	2	15:07:29.238	2:21.659	50.213	113.658	53.551	37.895
7	15:18:55.530	2:21.058	48.587	116.245	55.202	37.269	3	15:09:51.064	2:21.826	49.957	112.253	54.093	37.776
8	15:21:14.103	2:18.573	48.779	117.922	52.573	37.221	4	15:12:13.754	2:22.690	49.865	114.134	54.555	38.270
9	15:23:33.785	2:19.682	50.030	115.099	52.699	36.953	5	15:14:37.167	2:23.413	51.164	112.873	54.221	38.028
10	15:26:01.559	2:27.774	57.783	115.261	52.839	37.152	6	15:16:59.071	2:21.904	50.153	113.658	53.581	38.170
(47) Vic Kicera							7	15:19:21.487	2:22.416	49.971	112.407	54.344	38.101
1	15:05:03.790	2:26.101	53.378	112.562	54.841	37.882	8	15:21:43.810	2:22.323	50.527	111.487	54.012	37.784
2	15:07:24.390	2:20.600	49.390	112.253	53.608	37.602	9	15:24:05.648	2:21.838	49.570	112.717	53.989	38.279
3	15:09:44.756	2:20.366	48.904	113.029	53.958	37.504	10	15:26:27.906	2:22.258	49.958	109.544	54.029	38.271
4	15:12:04.922	2:20.166	49.314	115.751	53.192	37.660	(93) Jeff Van Bendegom						
5	15:14:24.504	2:19.582	49.283	116.080	53.002	37.297	1	15:05:05.848	2:28.007	53.671	114.454	56.102	38.234
6	15:16:45.015	2:20.511	48.903	112.873	54.073	37.535	2	15:07:27.689	2:21.841	49.894	113.029	53.384	38.563
7	15:19:05.411	2:20.396	49.391	110.582	53.287	37.718	3	15:09:49.500	2:21.811	49.419	115.424	53.576	38.816
8	15:21:24.198	2:18.787	48.790	112.407	52.730	37.267	4	15:12:13.159	2:23.659	50.873	115.099	54.098	38.688
9	15:23:43.346	2:19.148	48.772	111.639	53.077	37.299	5	15:14:36.586	2:23.427	50.347	113.816	54.602	38.478
10	15:26:01.739	2:18.393	48.803	114.614	52.436	37.154	6	15:16:58.820	2:22.234	49.664	114.134	53.943	38.627
(60) Shehan Chandrasoma							7	15:19:20.961	2:22.141	49.869	113.343	53.925	38.347
1	15:05:02.657	2:24.747	52.293	116.080	54.303	38.151	8	15:21:43.375	2:22.414	49.580	113.500	53.945	38.889
2	15:07:22.096	2:19.439	48.895	112.873	53.538	37.006	9	15:24:05.505	2:22.130	49.688	113.500	53.882	38.560
3	15:09:41.108	2:19.012	48.901	114.937	52.757	37.354	10	15:26:28.405	2:22.900	50.333	113.500	54.247	38.320
4	15:11:59.728	2:18.620	48.369	116.080	52.737	37.514	(25) Alan Stubblefield						
5	15:14:19.685	2:19.957	49.119	114.614	53.017	37.821	1	15:05:08.098	2:29.191	53.247	112.099	57.339	38.605
6	15:16:39.921	2:20.236	49.334	115.751	53.389	37.513	2	15:07:29.771	2:21.673	50.207	111.639	53.766	37.700
7	15:18:58.847	2:18.926	48.864	112.407	52.735	37.327	3	15:09:51.652	2:21.881	49.742	112.407	54.051	38.088
8	15:21:26.082	2:27.235	56.600	115.751	53.165	37.470	4	15:12:14.326	2:22.674	49.489	114.294	54.605	38.580
9	15:23:45.521	2:19.439	48.696	112.407	53.370	37.373	5	15:14:36.897	2:22.571	50.309	112.562	53.971	38.291
10	15:26:04.487	2:18.966	48.400	112.253	53.283	37.283	6	15:16:58.819	2:21.922	49.613	112.407	54.194	38.115
(17) Whitfield Gregg							7	15:19:21.220	2:22.401	49.588	109.691	54.538	38.275
1	15:05:03.499	2:25.919	52.227	116.576	54.559	39.133	8	15:21:45.792	2:24.572	52.478	110.882	54.199	37.895
2	15:07:23.536	2:20.037	49.410	112.562	53.330	37.297	9	15:24:06.563	2:20.771	49.386	110.732	53.627	37.758
							10	15:26:29.106	2:22.543	49.574	108.960	55.002	37.967


Chief of Timing & Scoring

Orbits

Race Director

www.mylaps.com

licensed to: Sports Car Club of America



VIR Hoosier Racing Tire Super Tour


Group 4 SM

Virginia International Raceway 3.270 miles

Grp 4 SM Race 1

4/14/2018 13:55

Race (22:00 Time) started at 15:02:31



Lap	Time of Day	Lap Tm	S1 Tm	SPd	S2 Tm	S3 Tm	Lap	Time of Day	Lap Tm	S1 Tm	SPd	S2 Tm	S3 Tm
(45) Andrew Wickline													
1	15:05:08.866	2:29.842	54.073	112.717	57.292	38.477							
2	15:07:32.149	2:23.283	50.324	111.033	54.424	38.535							
3	15:09:55.208	2:23.059	49.570	111.639	55.254	38.235							
4	15:12:18.344	2:23.136	49.920	110.582	54.860	38.356							
5	15:14:41.286	2:22.942	49.661	110.432	54.901	38.380							
6	15:17:03.579	2:22.293	49.795	111.639	54.101	38.397							
7	15:19:24.018	2:20.439	49.235	111.184	53.527	37.677							
8	15:21:46.732	2:22.714	51.968	112.562	53.302	37.444							
9	15:24:07.259	2:20.527	49.112	112.407	53.614	37.801							
10	15:26:29.586	2:22.327	49.268	111.335	55.033	38.026							
(06) Robert McDaniels													
1	15:05:09.923	2:30.416	54.178	111.639	57.597	38.641							
2	15:07:35.566	2:25.643	50.754	109.105	55.589	39.300							
3	15:09:59.752	2:24.186	50.415	110.882	55.071	38.700							
4	15:12:23.645	2:23.893	50.647	111.033	54.609	38.637							
5	15:14:47.317	2:23.672	50.610	110.732	54.733	38.329							
6	15:17:10.965	2:23.648	50.305	109.839	54.648	38.695							
7	15:19:33.550	2:22.585	49.722	110.283	54.185	38.678							
8	15:21:56.904	2:23.354	50.677	109.691	54.592	38.085							
9	15:24:23.198	2:26.294	51.327	109.691	55.858	39.109							
10	15:26:47.690	2:24.492	50.857	109.398	54.949	38.686							
(82) Thomas Cochran													
1	15:05:13.857	2:33.758	54.855	109.839	57.738	41.165							
2	15:07:44.266	2:30.409	52.749	106.545	57.152	40.508							
3	15:10:13.998	2:29.732	53.042	108.382	56.013	40.677							
4	15:12:42.595	2:28.597	52.402	108.670	56.269	39.926							
5	15:15:10.623	2:28.028	51.893	107.668	55.778	40.357							
6	15:17:39.245	2:28.622	52.535	107.385	56.140	39.947							
7	15:20:07.608	2:28.363	52.174	107.526	56.089	40.100							
8	15:22:36.697	2:29.089	52.835	108.526	56.051	40.203							
9	15:25:06.133	2:29.436	52.552	106.684	56.627	40.257							
10	15:27:34.877	2:28.744	52.397	106.963	56.047	40.300							
(136) Lance Bergstein													
1	15:05:00.371	2:25.750	53.668	118.435	53.744	38.338							
2	15:07:21.689	2:21.318	50.386	113.343	53.154	37.778							
3	15:09:41.014	2:19.325	48.942	114.454	52.720	37.663							
4	15:12:00.311	2:19.297	49.102	113.343	53.081	37.114							
5	15:14:20.376	2:20.065	49.236	114.614	53.224	37.605							
6	15:16:40.448	2:20.072	49.162	113.816	53.449	37.461							
(97) Erik Stems													
1	15:05:15.353	2:42.227	10.139	113.029	54.738	37.350							
2	15:07:34.559	2:19.206	48.744	113.816	53.063	37.399							
3	15:09:52.603	2:18.044	48.112	114.454	52.915	37.017							
4	15:12:13.834	2:21.231	48.895	116.080	54.145	38.191							
5	15:14:33.358	2:19.524	49.494	114.294	52.799	37.231							
(59) Natalino Scappaticci													
1	15:05:06.992	2:29.440	54.399	112.717	56.770	38.271							
2	15:07:28.771	2:21.779	50.202	111.033	53.681	37.896							
3	15:09:49.905	2:21.134	49.577	114.454	53.673	37.884							
4	15:12:13.671	2:23.766	50.662	114.294	54.353	38.751							
(72) Justin Crickenberger													
1	15:05:00.599	2:24.986	52.943	118.263	53.539	38.504							
2	15:07:19.739	2:19.140	49.124	115.261	52.963	37.053							
3	15:09:38.365	2:18.626	48.655	114.775	52.642	37.329							
(54) Alex Acosta													
1	15:05:05.870	2:30.719	53.180	117.583	53.273	44.266							
2	15:07:26.440	2:20.570	49.998	116.080	53.275	37.297							
3	15:09:47.781	2:21.341	49.303	114.614	53.460	38.578							

Chief of Timing & Scoring

Orbits

Race Director

www.mylaps.com

licensed to: Sports Car Club of America