

VIR Hoosier Racing Tire Super Tour

Group 6 GT1,GT2,GT3,AS,T1

Virginia International Raceway 3.270 miles

Grp 6 GT1,GT2,GT3,AS,T1 Race 1

4/14/2018 15:05


Race (22:00 Time) started at 16:25:08

Table with columns: Lap, Time of Day, Lap Tm, S1 Tm, SPd, S2 Tm, S3 Tm. Contains race data for drivers: (42) Jeremy (Adam) Romito, (98) Pete Peterson, (77) Preston Calvert, (30) Richard Grant, (74) Tim Lyons, (16) Thomas Herb, (60) Tony Stefanon, (82) Joseph Wolf, (71) Jeff Demehl, (22) Tim Myers.

Chief of Timing & Scoring Race Director Orbits

www.mylaps.com

icensed to: Sports Car Club of America



VIR Hoosier Racing Tire Super Tour

Group 6 GT1,GT2,GT3,AS,T1

Virginia International Raceway 3.270 miles

Grp 6 GT1,GT2,GT3,AS,T1 Race 1

4/14/2018 15:05


Race (22:00 Time) started at 16:25:08

Table with columns: Lap, Time of Day, Lap Tm, S1 Tm, SPd, S2 Tm, S3 Tm. Contains race results for drivers: (28) Gregory Eaton, (57) Amy Aquilante, (172) Matthew Gaetano, (67) Cheyne Daggett, (35) Roger Gillispie, (12) Ted Waming, (38) Ken Waters, (58) Beth Aquilante, (81) Stewart Black, (18) Jerry Post.

Chief of Timing & Scoring Race Director Orbits

www.mylaps.com

licensed to: Sports Car Club of America



VIR Hoosier Racing Tire Super Tour


Group 6 GT1,GT2,GT3,AS,T1

Virginia International Raceway 3.270 miles

Grp 6 GT1,GT2,GT3,AS,T1 Race 1

4/14/2018 15:05

Race (22:00 Time) started at 16:25:08



Lap	Time of Day	Lap Tm	S1 Tm	SPd	S2 Tm	S3 Tm	Lap	Time of Day	Lap Tm	S1 Tm	SPd	S2 Tm	S3 Tm
7	16:41:33.086	2:14.294	48.565	137.808	49.253	36.476							
8	16:43:49.519	2:16.433	49.019	142.867	50.227	37.187							
9	16:46:09.499	2:19.980	49.449	126.502	52.806	37.725							
10	16:48:21.114	2:11.615	47.194	140.897	48.631	35.790							

(53) Larry Hoopaugh

1	16:27:13.905	2:03.914	47.926	163.440	42.658	33.330
2	16:29:10.117	1:56.212	42.777	171.681	41.706	31.729
3	16:31:06.203	1:56.086	42.295	172.042	41.781	32.010
4	16:33:03.042	1:56.839	42.645	168.148	41.746	32.448
5	16:34:59.550	1:56.508	42.298	155.361	41.286	32.924
6	16:36:59.960	2:00.410	42.082	134.187	45.270	33.058
7	16:38:57.009	1:57.049	41.711	157.761	41.609	33.729
8	16:40:55.975	1:58.966	43.087	149.670	42.757	33.122

(64) Kevin Allen

1	16:27:15.273	2:05.802	47.045	151.333	44.198	34.559
2	16:29:14.406	1:59.133	42.449	150.221	43.793	32.891
3	16:31:13.207	1:58.801	43.231	149.397	43.474	32.096
4	16:33:11.686	1:58.479	42.759	147.509	43.665	32.055
5	16:35:08.771	1:57.085	42.091	146.715	43.229	31.765
6	16:37:07.812	1:59.041	41.570	146.715	43.768	33.703

(15) Daniel Richardson

1	16:27:47.285	2:08.613	47.880	148.852	46.639	34.094
2	16:29:52.859	2:05.574	45.717	147.509	45.900	33.957
3	16:31:58.884	2:06.025	45.077	147.509	46.844	34.104
4	16:34:04.622	2:05.738	45.124	146.452	46.496	34.118
5	16:36:10.269	2:05.647	45.297	146.715	46.040	34.310
6	16:38:16.463	2:06.194	45.272	145.929	46.761	34.161

(4) Todd Peterson

1	16:27:14.759	2:04.268	47.886	163.114	42.843	33.539
---	--------------	-----------------	--------	---------	--------	---------------

Chief of Timing & Scoring

Orbits

Race Director

www.mylaps.com

licensed to: Sports Car Club of America