

VIR Hoosier Racing Tire Super Tour

Group 7 B-Spec, EP,FP,HP,GTL

Virginia International Raceway 3.270 miles

Grp 7 B-Spec, EP,FP,HP,GTL Race 1

4/14/2018 15:40

Race (22:00 Time) started at 17:10:51

Lap	Time of Day	Lap Tm	S1 Tm	SPd	S2 Tm	S3 Tm	Lap	Time of Day	Lap Tm	S1 Tm	SPd	S2 Tm	S3 Tm
(63) Joe Moser							2	17:15:27.546	2:14.029	47.001	120.176	50.766	36.262
1	17:13:00.455	2:09.052	47.088	137.114	47.156	34.808	3	17:17:41.640	2:14.094	47.593	121.067	50.342	36.159
2	17:15:06.760	2:06.305	44.626	138.041	47.112	34.567	4	17:19:54.773	2:13.133	47.073	121.970	49.969	36.091
3	17:17:12.239	2:05.479	44.188	138.508	46.799	34.492	5	17:22:08.017	2:13.244	47.330	121.246	49.994	35.920
4	17:19:19.858	2:07.619	44.821	138.041	48.108	34.690	6	17:24:20.033	2:12.016	46.685	122.335	49.626	35.705
5	17:21:27.899	2:08.041	45.123	137.345	48.049	34.869	7	17:26:33.469	2:13.436	46.574	121.788	50.115	36.747
6	17:23:35.782	2:07.883	45.396	137.808	48.178	34.309	8	17:28:45.401	2:11.932	46.427	120.888	49.909	35.596
7	17:25:42.762	2:06.985	45.279	138.744	47.306	34.400	9	17:30:59.351	2:13.950	46.545	121.788	50.482	36.923
8	17:27:49.853	2:07.086	45.006	138.508	47.724	34.356	10	17:33:11.045	2:11.694	46.598	123.072	49.596	35.500
9	17:29:56.146	2:06.293	44.895	138.744	47.331	34.067	11	17:35:23.437	2:12.392	46.950	125.145	49.914	35.528
10	17:32:05.534	2:09.388	45.988	138.274	48.300	35.100	(7) Craig Chima						
11	17:34:13.594	2:08.060	45.245	136.200	47.902	34.913	1	17:13:08.185	2:15.542	50.117	121.788	49.662	35.763
(32) Warren Montague							2	17:15:20.214	2:12.029	46.936	121.970	49.740	35.353
1	17:13:05.120	2:13.279	48.819	126.306	48.682	35.778	3	17:17:33.098	2:12.884	47.113	120.531	49.832	35.939
2	17:15:15.880	2:10.760	46.040	123.444	49.220	35.500	4	17:19:49.116	2:16.018	48.043	119.299	51.295	36.680
3	17:17:25.514	2:09.634	45.590	124.195	48.810	35.234	5	17:22:04.587	2:15.471	48.035	118.779	51.078	36.358
4	17:19:35.210	2:09.696	45.393	124.195	48.845	35.458	6	17:24:18.879	2:14.292	47.674	119.474	50.865	35.753
5	17:21:44.765	2:09.555	45.554	124.763	48.747	35.254	7	17:26:33.651	2:14.772	47.242	121.607	50.491	37.039
6	17:23:54.484	2:09.719	45.400	125.723	49.006	35.313	8	17:28:45.851	2:12.200	47.221	122.703	48.956	36.023
7	17:26:04.143	2:09.659	45.552	124.573	49.030	35.077	9	17:30:59.608	2:13.757	46.466	121.246	50.315	36.976
8	17:28:15.738	2:11.595	45.675	123.631	50.585	35.335	10	17:33:11.233	2:11.625	46.913	122.335	49.168	35.544
9	17:30:25.515	2:09.777	45.536	124.573	49.280	34.961	11	17:35:23.472	2:12.239	46.325	118.607	50.052	35.862
10	17:32:36.363	2:10.848	46.150	124.384	49.320	35.378	(71) Steve Rose						
11	17:34:48.333	2:11.970	46.064	124.954	49.719	36.187	1	17:13:14.353	2:20.916	51.703	131.172	52.443	36.770
(5) Peter Norton							2	17:15:28.897	2:14.544	47.929	132.019	50.082	36.533
1	17:13:07.183	2:14.752	49.785	127.887	48.918	36.049	3	17:17:43.295	2:14.398	48.128	133.094	49.531	36.739
2	17:15:18.268	2:11.085	46.709	126.306	48.961	35.415	4	17:19:57.155	2:13.860	47.527	132.878	49.587	36.746
3	17:17:30.602	2:12.334	47.220	123.631	49.062	36.052	5	17:22:11.110	2:13.955	47.711	132.019	49.598	36.646
4	17:19:41.589	2:10.987	46.300	127.887	49.063	35.624	6	17:24:24.827	2:13.717	47.756	131.806	49.517	36.444
5	17:21:51.705	2:10.116	46.086	129.509	48.772	35.258	7	17:26:39.396	2:14.569	47.985	130.752	49.820	36.764
6	17:24:00.537	2:08.832	45.953	127.290	48.200	34.679	8	17:28:53.111	2:13.715	48.143	132.447	49.259	36.313
7	17:26:10.031	2:09.494	45.928	128.088	48.715	34.851	9	17:31:06.259	2:13.148	47.572	130.962	49.203	36.373
8	17:28:23.405	2:13.374	46.910	127.688	51.168	35.296	10	17:33:22.161	2:15.902	48.497	129.304	50.365	37.040
9	17:30:35.153	2:11.748	47.412	127.092	49.726	34.610	11	17:35:35.979	2:13.818	47.863	130.752	49.574	36.381
10	17:32:44.832	2:09.679	45.750	125.917	48.839	35.090	(61) Heikki Silegren						
11	17:34:54.535	2:09.703	45.958	126.894	48.739	35.006	1	17:13:17.074	2:23.983	51.656	127.888	55.292	37.035
(06) Robert Garrison							2	17:15:32.423	2:15.349	47.977	126.894	50.682	36.690
1	17:13:08.966	2:16.428	50.537	124.763	49.973	35.918	3	17:17:46.795	2:14.372	47.133	131.172	50.268	36.971
2	17:15:20.960	2:11.994	46.868	127.290	49.229	35.897	4	17:20:00.799	2:14.004	47.488	131.172	50.153	36.363
3	17:17:32.976	2:12.016	46.648	127.290	49.774	35.594	5	17:22:13.168	2:12.369	46.780	131.383	49.560	36.029
4	17:19:43.110	2:10.134	45.627	125.337	49.074	35.433	6	17:24:25.406	2:12.238	46.764	132.878	49.270	36.204
5	17:21:53.365	2:10.255	45.818	125.723	49.323	35.114	7	17:26:39.727	2:14.321	47.763	133.094	49.800	36.758
6	17:24:03.333	2:09.968	45.714	125.723	48.975	35.279	8	17:28:53.966	2:14.239	48.826	133.094	49.655	35.758
7	17:26:12.822	2:09.489	45.535	126.698	48.825	35.129	9	17:31:06.808	2:12.842	47.438	132.878	49.276	36.128
8	17:28:24.302	2:11.480	45.663	127.092	50.771	35.046	10	17:33:22.943	2:16.135	48.712	130.962	51.344	36.079
9	17:30:36.788	2:12.486	46.748	126.502	49.952	35.786	11	17:35:36.345	2:13.402	47.490	134.629	49.337	36.575
10	17:32:46.640	2:09.852	45.640	126.894	49.234	34.978	(14) Charles Leonard						
11	17:34:56.684	2:10.044	45.566	125.917	48.873	35.605	1	17:13:21.403	2:26.903	53.504	116.910	55.776	37.623
(89) Charlie Campbell							2	17:15:39.509	2:18.106	48.800	121.788	52.106	37.200
1	17:13:05.274	2:13.345	47.863	124.573	49.452	36.030	3	17:17:58.348	2:18.839	48.577	121.246	52.618	37.644
2	17:15:16.208	2:10.934	46.274	125.337	49.097	35.563	4	17:20:15.499	2:17.151	48.005	119.125	52.209	36.937
3	17:17:25.988	2:09.780	45.834	126.306	48.557	35.389	5	17:22:34.621	2:19.122	49.436	118.435	52.530	37.156
4	17:19:39.233	2:13.245	46.280	124.384	49.069	37.896	6	17:24:52.727	2:18.106	48.829	118.607	52.248	37.029
5	17:21:50.425	2:11.192	46.597	126.111	49.131	35.464	7	17:27:11.331	2:18.604	48.819	118.092	52.548	37.237
6	17:24:01.646	2:11.221	46.576	124.954	49.021	35.624	8	17:29:29.592	2:18.261	48.706	118.092	52.553	37.002
7	17:26:12.032	2:10.386	45.915	126.894	48.767	35.704	9	17:31:48.505	2:18.913	48.892	117.414	53.032	36.989
8	17:28:24.090	2:12.058	45.856	125.723	50.485	35.717	10	17:34:08.027	2:19.522	49.656	117.414	52.786	37.080
9	17:30:36.112	2:12.022	46.915	128.289	49.823	35.284	11	17:36:26.002	2:17.975	49.131	118.263	52.330	36.514
10	17:32:46.423	2:10.311	46.001	125.337	48.850	35.460	(9) James Gregorius						
11	17:34:58.045	2:11.622	46.833	125.337	49.345	35.444	1	17:13:20.767	2:26.871	52.705	117.752	56.236	37.930
(48) Daniel Thiel							2	17:15:41.135	2:20.368	49.795	118.092	53.051	37.522
1	17:13:13.517	2:20.491	51.088	119.824	52.902	36.501	3	17:17:59.047	2:17.912	47.804	121.246	52.540	37.568
							4	17:20:17.489	2:18.442	48.569	120.709	52.507	37.366


Chief of Timing & Scoring

Orbits

Race Director

www.mylaps.com

licensed to: Sports Car Club of America



VIR Hoosier Racing Tire Super Tour

Group 7 B-Spec, EP,FP,HP,GTL

Virginia International Raceway 3.270 miles

Grp 7 B-Spec, EP,FP,HP,GTL Race 1

4/14/2018 15:40

Race (22:00 Time) started at 17:10:51

Table with columns: Lap, Time of Day, Lap Tm, S1 Tm, SPd, S2 Tm, S3 Tm. Contains race data for drivers: (11) Enrik Benazic, (54) Don Tucker, (68) Vesa Silegren, (3) Rick Haynes, (18) Steve Sargis, (59) Stephanie Funk, (64) Michael H Miller, (38) Weber Manning, (07) Andrew Wright, (50) Tom Burdge, (27) Michael MacQueen.


Chief of Timing & Scoring

Orbits

Race Director

www.mylaps.com

licensed to: Sports Car Club of America



VIR Hoosier Racing Tire Super Tour


Group 7 B-Spec, EP,FP,HP,GTL

Virginia International Raceway 3.270 miles

Grp 7 B-Spec, EP,FP,HP,GTL Race 1

4/14/2018 15:40

Race (22:00 Time) started at 17:10:51



Lap	Time of Day	Lap Tm	S1 Tm	SPd	S2 Tm	S3 Tm	Lap	Time of Day	Lap Tm	S1 Tm	SPd	S2 Tm	S3 Tm
7	17:28:32.547	2:29.540	51.777	111.033	57.869	39.894							
8	17:31:03.078	2:30.531	52.078	107.668	57.156	41.297							
9	17:33:32.582	2:29.504	52.961	110.283	56.613	39.930							
10	17:36:00.634	2:28.052	51.740	107.526	56.865	39.447							

(43) John Phillips

1	17:13:37.101	2:40.671	57.321	103.312	:02.555	40.795
2	17:16:06.050	2:28.949	51.558	105.718	57.763	39.628
3	17:18:34.574	2:28.524	51.375	106.824	57.293	39.856
4	17:21:04.651	2:30.077	52.184	107.104	57.545	40.348
5	17:23:34.631	2:29.980	51.788	105.992	58.003	40.189
6	17:26:03.564	2:28.933	51.489	106.963	57.589	39.855
7	17:28:33.839	2:30.275	51.706	107.526	58.598	39.971
8	17:31:03.023	2:29.184	51.472	105.855	57.232	40.480
9	17:33:31.927	2:28.904	51.290	104.769	57.956	39.658
10	17:36:00.970	2:29.043	51.687	104.501	57.670	39.686

(40) William Black

1	17:13:38.685	2:41.665	57.330	102.535	:02.893	41.442
2	17:16:13.687	2:35.002	53.235	101.390	59.473	42.294
3	17:18:49.798	2:36.111	53.377	100.764	:00.112	42.622
4	17:21:25.158	2:35.360	53.327	101.014	59.824	42.209
5	17:24:00.690	2:35.532	54.014	102.150	58.874	42.644
6	17:26:35.195	2:34.505	53.384	101.014	59.263	41.858
7	17:29:10.903	2:35.708	54.925	102.022	59.527	41.256
8	17:31:45.655	2:34.752	53.733	100.889	59.593	41.426
9	17:34:23.989	2:38.334	57.274	100.640	59.689	41.371

(60) Bill Ball

1	17:13:06.338	2:14.273	49.422	126.502	49.044	35.807
2	17:15:18.751	2:12.413	48.084	127.092	49.532	34.797
3	17:17:29.540	2:10.789	45.496	125.917	49.868	35.425
4	17:19:39.717	2:10.177	45.459	126.502	48.881	35.837
5	17:21:49.660	2:09.943	45.177	126.111	49.188	35.578
6	17:23:59.434	2:09.774	45.078	126.111	49.192	35.504
7	17:26:10.157	2:10.723	45.459	125.917	49.824	35.440

Chief of Timing & Scoring

Orbits

Race Director

www.mylaps.com

licensed to: Sports Car Club of America