

VIR Hoosier Racing Tire Super Tour

Group 3 F5,FF,FV

Virginia International Raceway 3.270 miles

Grp 3 F5,FF,FV Race 2

4/15/2018 10:30

Race (24:00 Time) started at 9:29:48

Lap	Time of Day	Lap Tm	S1 Tm	SPd	S2 Tm	S3 Tm	Lap	Time of Day	Lap Tm	S1 Tm	SPd	S2 Tm	S3 Tm
(07) Calvin Stewart							11	9:52:41.874	2:03.156	43.002	130.543	46.672	33.482
1	9:31:56.687	2:07.739	46.645	138.744	46.911	34.183	12	9:54:46.800	2:04.926	43.355	129.714	47.891	33.680
2	9:34:00.334	2:03.647	44.338	139.454	46.001	33.308	(7) Ray Rivard						
3	9:36:02.910	2:02.576	43.497	138.980	45.600	33.479	1	9:31:59.076	2:09.194	47.619	134.851	47.417	34.158
4	9:38:05.744	2:02.834	44.110	138.980	45.917	32.807	2	9:34:02.938	2:03.862	43.529	137.114	46.342	33.991
5	9:40:07.009	2:01.265	42.754	139.216	45.387	33.124	3	9:36:06.318	2:03.380	43.387	135.973	46.219	33.774
6	9:42:10.088	2:03.079	43.017	140.172	45.094	34.968	4	9:38:09.759	2:03.441	43.409	131.383	46.247	33.785
7	9:44:12.310	2:02.222	43.238	140.172	45.706	33.278	5	9:40:13.502	2:03.743	43.718	132.019	46.292	33.733
8	9:46:16.290	2:03.980	43.992	139.454	46.391	33.597	6	9:42:17.752	2:04.250	43.737	130.543	46.654	33.859
9	9:48:19.420	2:03.130	44.413	140.172	45.689	33.028	7	9:44:23.649	2:05.897	43.855	130.127	48.380	33.662
10	9:50:19.767	2:00.347	42.694	138.744	44.968	32.685	8	9:46:30.052	2:06.403	44.463	130.127	48.151	33.789
11	9:52:22.114	2:02.347	42.433	138.980	45.630	34.284	9	9:48:35.387	2:05.335	44.236	130.543	47.016	34.083
12	9:54:26.311	2:04.197	43.496	138.041	46.172	34.529	10	9:50:39.095	2:03.708	43.242	129.714	46.635	33.831
(5) Joe Colasacco							11	9:52:41.852	2:02.757	42.886	132.447	46.334	33.537
1	9:31:57.512	2:08.285	46.667	133.094	47.702	33.916	12	9:54:46.816	2:04.964	43.527	127.092	47.878	33.559
2	9:34:01.494	2:03.982	44.099	136.200	46.547	33.336	(75) Donald Baggett						
3	9:36:05.333	2:03.839	43.903	133.312	46.072	33.864	1	9:31:59.782	2:10.133	48.325	135.074	47.924	33.884
4	9:38:07.800	2:02.467	43.548	135.522	45.814	33.105	2	9:34:05.330	2:05.548	45.138	136.656	46.820	33.590
5	9:40:09.999	2:02.199	43.321	133.529	45.765	33.113	3	9:36:09.487	2:04.157	44.056	134.851	46.564	33.537
6	9:42:11.943	2:01.944	42.749	131.594	46.093	33.102	4	9:38:13.718	2:04.231	43.499	132.019	46.948	33.784
7	9:44:15.305	2:03.362	42.890	124.573	46.019	34.453	5	9:40:19.364	2:05.646	44.854	131.806	46.770	34.022
8	9:46:19.294	2:03.989	43.246	133.967	47.912	32.831	6	9:42:23.435	2:04.071	44.089	133.967	46.470	33.512
9	9:48:22.873	2:03.579	42.849	133.312	46.924	33.806	7	9:44:26.374	2:02.939	43.492	134.187	46.483	32.964
10	9:50:24.730	2:01.857	42.959	131.172	45.806	33.092	8	9:46:32.399	2:06.025	44.911	135.522	49.638	33.476
11	9:52:27.522	2:02.792	42.646	131.383	46.030	34.116	9	9:48:37.857	2:05.458	44.631	132.662	47.263	33.564
12	9:54:29.149	2:01.627	42.859	132.233	45.819	32.949	10	9:50:45.484	2:07.627	45.122	131.806	48.908	33.597
(05) Baylor Griffin							11	9:52:50.220	2:04.736	43.640	132.878	46.907	34.189
1	9:31:57.604	2:08.507	46.942	131.806	47.669	33.896	12	9:54:56.596	2:06.376	44.645	131.383	47.333	34.398
2	9:34:01.767	2:04.163	43.786	129.714	46.789	33.588	(26) Andy Brumbaugh						
3	9:36:04.956	2:03.189	43.374	130.543	46.143	33.672	1	9:31:59.531	2:09.486	48.220	133.094	47.610	33.656
4	9:38:07.856	2:02.900	43.366	128.693	46.314	33.220	2	9:34:04.641	2:05.110	44.406	129.714	46.975	33.729
5	9:40:10.052	2:02.196	42.938	129.921	46.216	33.042	3	9:36:09.201	2:04.560	43.648	128.693	47.173	33.739
6	9:42:12.064	2:02.012	42.761	130.335	46.080	33.171	4	9:38:14.316	2:05.115	44.049	130.962	47.145	33.921
7	9:44:15.395	2:03.331	43.020	120.176	45.908	34.403	5	9:40:19.814	2:05.498	44.667	130.962	47.394	33.437
8	9:46:19.165	2:03.770	42.938	129.100	47.703	33.129	6	9:42:23.997	2:04.183	44.010	130.962	46.755	33.418
9	9:48:22.974	2:03.809	42.643	130.962	47.373	33.793	7	9:44:27.463	2:03.466	43.429	131.172	46.650	33.387
10	9:50:25.027	2:02.053	42.787	130.335	45.986	33.280	8	9:46:34.403	2:06.940	43.257	126.111	49.938	33.745
11	9:52:27.448	2:02.421	42.843	131.806	45.629	33.949	9	9:48:38.089	2:03.686	43.429	131.594	47.065	33.192
12	9:54:29.860	2:02.412	43.104	129.921	45.721	33.587	10	9:50:46.009	2:07.920	45.226	129.714	49.131	33.563
(85) David H. Livingston, Jr.							11	9:52:50.487	2:04.478	43.584	129.714	46.999	33.895
1	9:31:57.731	2:08.482	46.958	130.335	47.634	33.890	12	9:54:56.852	2:06.365	44.383	129.304	47.816	34.166
2	9:34:01.705	2:03.974	44.025	137.114	46.542	33.407	(86) Kevin Brumbaugh						
3	9:36:05.125	2:03.420	43.246	129.714	46.366	33.808	1	9:32:01.810	2:11.863	49.141	131.383	48.150	34.572
4	9:38:08.454	2:03.329	43.451	127.290	46.147	33.731	2	9:34:09.579	2:07.769	45.619	130.543	47.692	34.458
5	9:40:10.313	2:01.859	43.008	135.074	45.746	33.105	3	9:36:17.496	2:07.917	45.140	128.289	48.654	34.123
6	9:42:12.261	2:01.948	43.061	130.543	45.631	33.256	4	9:38:24.444	2:06.948	44.837	128.289	47.958	34.153
7	9:44:16.569	2:04.308	43.155	121.067	45.707	35.446	5	9:40:31.501	2:07.057	45.507	128.896	47.526	34.024
8	9:46:20.305	2:03.736	42.769	135.522	47.686	33.281	6	9:42:38.244	2:06.743	45.195	132.019	47.895	33.653
9	9:48:23.103	2:02.798	42.915	135.973	46.440	33.443	7	9:44:43.541	2:05.297	43.832	131.594	47.006	34.459
10	9:50:24.779	2:01.676	43.126	137.114	45.588	32.962	8	9:46:50.290	2:06.749	44.242	131.172	47.193	35.314
11	9:52:26.813	2:02.034	42.820	132.878	45.845	33.369	9	9:48:57.106	2:06.816	44.872	131.594	47.087	34.857
12	9:54:29.867	2:03.054	43.035	131.806	46.468	33.551	10	9:51:04.315	2:07.209	45.255	129.921	47.230	34.724
(33) Ayrton Ori							11	9:53:11.125	2:06.810	44.498	130.335	47.531	34.781
1	9:31:59.332	2:09.893	47.972	134.629	48.062	33.859	12	9:55:18.155	2:07.030	44.381	128.693	49.170	33.479
2	9:34:05.180	2:05.848	44.850	135.522	46.904	34.094	(57) Chris Smith						
3	9:36:09.698	2:04.518	44.578	135.298	46.480	33.460	1	9:31:58.076	2:08.869	47.200	129.921	47.469	34.000
4	9:38:14.336	2:04.638	43.754	132.878	46.961	33.923	2	9:34:02.376	2:04.300	44.115	137.114	46.546	33.639
5	9:40:18.943	2:04.607	44.441	134.851	46.662	33.504	3	9:36:05.996	2:03.620	43.521	134.851	46.395	33.704
6	9:42:22.900	2:03.957	43.810	129.714	46.361	33.786	4	9:38:09.446	2:03.450	43.106	132.447	46.685	33.659
7	9:44:25.938	2:03.038	43.137	131.594	46.587	33.314	5	9:40:32.013	2:22.567	01.334	133.748	47.025	34.208
8	9:46:31.784	2:05.846	43.100	129.921	49.644	33.102	6	9:42:37.759	2:05.746	44.347	130.127	47.556	33.843
9	9:48:34.841	2:03.057	43.362	132.019	46.128	33.567	7	9:44:41.238	2:03.479	43.222	131.172	46.620	33.637
10	9:50:38.718	2:03.877	43.723	129.921	46.681	33.473	8	9:46:46.215	2:04.977	42.951	130.335	48.465	33.561


Chief of Timing & Scoring

Race Director

Orbits

www.mylaps.com

icensed to: Sports Car Club of America



VIR Hoosier Racing Tire Super Tour

Group 3 F5,FF,FV

Virginia International Raceway 3.270 miles

Grp 3 F5,FF,FV Race 2

4/15/2018 10:30

Race (24:00 Time) started at 9:29:48





Table with columns: Lap, Time of Day, Lap Tm, S1 Tm, SPd, S2 Tm, S3 Tm, Lap, Time of Day, Lap Tm, S1 Tm, SPd, S2 Tm, S3 Tm. Rows include driver names like (9) F Russell Strate, Jr., (16) Chuck McAbee, (8) George Bugg, (52) Mitchell Ferguson, (77) Rick Shields, (67) John W. Walbran, (192) John Homan, (72) Andrew Whitston, and (30) Donnie Isley.

Chief of Timing & Scoring Race Director Orbits

www.mylaps.com

icensed to: Sports Car Club of America



VIR Hoosier Racing Tire Super Tour

Group 3 F5,FF,FV

Virginia International Raceway 3.270 miles

Grp 3 F5,FF,FV Race 2

4/15/2018 10:30

Race (24:00 Time) started at 9:29:48

Lap	Time of Day	Lap Tm	S1 Tm	SPd	S2 Tm	S3 Tm	Lap	Time of Day	Lap Tm	S1 Tm	SPd	S2 Tm	S3 Tm
11	9:55:53.820	2:18.493	48.065	112.562	53.398	37.030	1	9:32:43.498	2:22.812	50.796	112.562	53.821	38.195
(49) Megan Gilkes							2	9:35:03.492	2:19.994	48.401	111.945	53.557	38.036
1	9:32:42.437	2:22.365	51.024	108.960	53.887	37.454	3	9:37:24.400	2:20.908	48.803	109.251	54.033	38.072
2	9:35:01.467	2:19.030	48.566	111.792	53.193	37.271	4	9:39:48.332	2:23.932	48.442	107.385	56.365	39.125
3	9:37:20.901	2:19.434	48.773	106.545	53.528	37.133	5	9:42:11.482	2:23.150	49.160	104.635	55.168	38.822
4	9:39:40.259	2:19.358	48.856	108.095	53.380	37.122	6	9:44:34.209	2:22.727	49.428	111.639	55.458	37.841
5	9:41:58.281	2:18.022	48.436	112.099	52.203	37.383	7	9:46:54.568	2:20.359	47.977	111.335	54.444	37.938
6	9:44:19.347	2:21.066	48.800	110.732	53.558	38.708	8	9:49:18.794	2:24.226	50.825	108.670	54.760	38.641
7	9:46:38.379	2:19.032	48.548	110.135	53.587	36.897	9	9:51:41.236	2:22.442	49.272	108.815	54.355	38.815
8	9:48:58.077	2:19.698	48.568	112.099	54.080	37.050	10	9:54:04.964	2:23.728	49.429	107.244	55.337	38.962
9	9:51:17.036	2:18.959	48.010	109.839	53.362	37.587	11	9:56:30.485	2:25.521	50.703	107.244	55.398	39.420
10	9:53:35.435	2:18.399	48.613	112.253	53.043	36.743	(22) Laura Hayes						
11	9:55:54.026	2:18.591	48.768	113.975	52.727	37.096	1	9:32:40.524	2:20.765	50.132	112.253	53.103	37.530
(10) Sherman Engler							2	9:34:59.279	2:18.755	48.165	110.283	53.314	37.276
1	9:32:42.403	2:21.900	51.285	112.873	53.282	37.333	3	9:37:22.241	2:22.962	48.479	91.307	56.112	38.371
2	9:35:01.680	2:19.277	48.347	114.775	53.631	37.299	(27) Burton Kyle August						
3	9:37:20.653	2:18.973	49.341	110.135	52.679	36.953	1	9:32:47.236	2:25.899	52.963	109.105	54.844	38.092
4	9:39:39.841	2:19.188	48.448	110.432	53.724	37.016	2	9:35:11.184	2:23.948	49.479	105.445	55.717	38.752
5	9:41:58.091	2:18.250	47.951	111.792	52.640	37.659	3	9:37:34.949	2:23.765	49.591	104.102	55.532	38.642
6	9:44:19.460	2:21.369	49.315	108.815	53.429	38.625	(32) Raymond Boyer						
7	9:46:38.769	2:19.309	48.843	111.792	53.915	36.551	1	9:32:17.549	2:24.618	53.171	125.337	52.286	39.161
8	9:48:57.882	2:19.113	48.227	109.251	53.810	37.076	2	9:34:38.953	2:21.404	50.155	124.573	52.319	38.930
9	9:51:16.949	2:19.067	48.294	107.385	53.288	37.485	3	9:36:58.169	2:19.216	49.525	123.818	51.729	37.962
10	9:53:35.595	2:18.646	48.365	108.670	53.299	36.982	4	9:39:16.906	2:18.737	49.232	124.195	51.244	38.261
11	9:55:54.169	2:18.574	48.069	108.960	53.088	37.417	5	9:41:38.340	2:21.434	49.642	124.384	51.636	40.156
(6) Ray Qualls							6	9:44:01.878	2:23.538	49.660	121.970	53.067	40.811
1	9:32:45.098	2:25.006	52.901	108.526	54.362	37.743	7	9:46:30.096	2:28.218	51.110	104.368	53.721	43.387
2	9:35:06.566	2:21.468	49.109	107.526	54.177	38.182	8	9:49:02.824	2:32.728	55.653	108.670	57.548	39.527
3	9:37:28.437	2:21.871	49.535	108.382	54.292	38.044	9	9:51:21.859	2:19.035	49.721	124.763	51.029	38.285
4	9:39:49.541	2:21.104	49.154	107.104	54.165	37.785	10	9:53:39.703	2:17.844	48.702	124.195	51.374	37.768
5	9:42:10.735	2:21.194	48.392	105.718	54.599	38.203	11	9:55:56.476	2:16.773	48.012	127.290	51.161	37.600
6	9:44:31.549	2:20.814	48.871	108.670	54.321	37.622	(23) Charlie Rogers						
7	9:46:51.456	2:19.907	48.152	107.810	54.246	37.509	1	9:32:45.920	2:25.015	52.471	108.238	54.864	37.680
8	9:49:10.709	2:19.253	47.992	107.244	53.717	37.544	2	9:35:06.955	2:21.035	48.575	108.815	54.367	38.093
9	9:51:30.402	2:19.693	48.295	105.992	53.764	37.634	3	9:37:29.424	2:22.469	49.224	103.837	54.386	38.859
10	9:53:50.900	2:20.498	49.272	107.810	53.830	37.396	4	9:39:49.956	2:20.532	49.097	108.095	53.659	37.776
11	9:56:13.702	2:22.802	52.031	111.335	53.202	37.569	5	9:42:11.956	2:22.000	48.930	107.810	54.398	38.672
(11) Russell Fredericks							6	9:44:31.972	2:20.016	48.860	107.385	54.173	36.983
1	9:32:45.920	2:25.015	52.471	108.238	54.864	37.680	7	9:46:52.374	2:20.402	48.394	108.095	54.057	37.951
2	9:35:06.955	2:21.035	48.575	108.815	54.367	38.093	8	9:49:11.365	2:18.991	48.277	106.406	53.653	37.061
3	9:37:29.424	2:22.469	49.224	103.837	54.386	38.859	9	9:51:30.482	2:19.117	48.201	106.545	53.804	37.112
4	9:39:49.956	2:20.532	49.097	108.095	53.659	37.776	10	9:53:51.187	2:20.705	49.239	108.960	54.114	37.352
5	9:42:11.956	2:22.000	48.930	107.810	54.398	38.672	11	9:56:13.971	2:22.784	50.227	103.574	54.696	37.861

Chief of Timing & Scoring	Orbits
Race Director	

www.mylaps.com

licensed to: Sports Car Club of America