



VIR Hoosier Racing Tire Super Tour

Group 6 GT1,GT2,GT3,AS,T1

Virginia International Raceway 3.270 miles

Grp 6 GT1,GT2,GT3,AS,T1 Race 2

4/15/2018 13:55

Race (24:00 Time) started at 11:28:01

Table with columns: Lap, Time of Day, Lap Tm, S1 Tm, SPd, S2 Tm, S3 Tm. Contains race data for drivers: (42) Jeremy (Adam) Romito, (77) Preston Calvert, (30) Richard Grant, (16) Thomas Herb, (82) Joseph Wolf, (22) Tim Myers, (48) Ronald Hugate, (71) Jeff Demehl, (96) Adrian Wlostowski.


Chief of Timing & Scoring

Race Director

Orbits

www.mylaps.com

licensed to: Sports Car Club of America



VIR Hoosier Racing Tire Super Tour

Group 6 GT1,GT2,GT3,AS,T1

Virginia International Raceway 3.270 miles

Grp 6 GT1,GT2,GT3,AS,T1 Race 2

4/15/2018 13:55

Race (24:00 Time) started at 11:28:01

Table with columns: Lap, Time of Day, Lap Tm, S1 Tm, SPd, S2 Tm, S3 Tm, Driver Name, Lap, Time of Day, Lap Tm, S1 Tm, SPd, S2 Tm, S3 Tm. Includes drivers like George Winkler, Hugh Stewart, Robert Korzen, Brad McCall, Gregory Eaton, Daniel Richardson, Mathew Gaetano, Cheyne Daggett, Ken Waters, and Tom Stanford.


Chief of Timing & Scoring

Orbits

Race Director

www.mylaps.com

sponsored to: Sports Car Club of America



VIR Hoosier Racing Tire Super Tour


Group 6 GT1,GT2,GT3,AS,T1

Virginia International Raceway 3.270 miles

Grp 6 GT1,GT2,GT3,AS,T1 Race 2

4/15/2018 13:55

Race (24:00 Time) started at 11:28:01



Lap	Time of Day	Lap Tm	S1 Tm	SPd	S2 Tm	S3 Tm	Lap	Time of Day	Lap Tm	S1 Tm	SPd	S2 Tm	S3 Tm
6	11:41:43.090	2:11.464	46.786	132.019	48.244	36.434	4	11:36:09.786	2:00.864	43.914	154.480	43.294	33.656
7	11:43:54.218	2:11.128	46.574	132.233	47.261	37.293	5	11:38:11.070	2:01.284	44.398	166.776	43.826	33.060
8	11:46:03.488	2:09.270	46.386	135.298	47.153	35.731	(4) Todd Peterson						
9	11:48:15.411	2:11.923	46.052	131.172	47.724	38.147	p1	11:31:30.757	3:27.742	48.063	146.190	44.313	
10	11:50:30.515	2:15.104	46.736	132.019	52.397	35.971	2	11:33:37.286	2:06.529		168.148	43.618	32.753
11	11:52:41.135	2:10.620	46.031	139.932	48.991	35.598	3	11:35:34.706	1:57.420		175.742	41.909	32.193
12	11:54:53.066	2:11.931	47.351	126.111	48.123	36.457	4	11:37:32.684	1:57.978	43.817	168.843	41.991	32.170
(58) Beth Aquilante							(44) Joe Kristensen						
1	11:30:49.296	2:13.272	49.471	143.117	47.706	36.095	1	11:30:14.291	2:10.497	50.049	143.117	47.549	32.899
2	11:32:59.468	2:10.172	46.269	146.978	47.823	36.080	2	11:32:15.925	2:01.634	43.484	144.894	45.234	32.916
3	11:35:35.910	2:36.442	09.546	126.698	49.894	37.002	3	11:34:18.097	2:02.172	43.635	143.873	45.797	32.740
4	11:37:48.056	2:12.146	47.381	144.127	48.476	36.289	(57) Amy Aquilante						
5	11:40:00.400	2:12.344	48.003	128.491	47.948	36.393	1	11:30:44.603	2:08.836	48.019	146.978	46.079	34.738
6	11:42:11.872	2:11.472	47.197	145.151	48.201	36.074	2	11:32:58.967	2:14.364	47.006	137.345	49.107	38.251
7	11:44:23.418	2:11.546	47.622	148.582	47.857	36.067	(18) Jerry Post						
8	11:46:36.457	2:13.039	48.000	143.620	48.858	36.181	1	11:30:55.172	2:18.571	52.020	139.216	49.715	36.836
9	11:48:48.935	2:12.478	46.740	144.127	48.398	37.340	2	11:33:09.613	2:14.441	47.541	138.744	50.146	36.754
10	11:51:00.297	2:11.362	46.891	129.714	48.313	36.158							
11	11:53:10.552	2:10.255	47.272	144.127	47.617	35.366							
(81) Stewart Black													
1	11:30:56.260	2:19.553	52.406	144.894	50.165	36.982							
2	11:33:10.560	2:14.300	47.855	146.715	49.611	36.834							
3	11:35:28.411	2:17.851	48.857	146.190	50.145	38.849							
4	11:37:46.864	2:18.453	50.446	143.117	50.224	37.783							
5	11:40:04.099	2:17.235	50.149	145.151	50.208	36.878							
6	11:42:20.515	2:16.416	48.318	144.382	50.335	37.763							
7	11:44:38.306	2:17.791	48.377	144.894	50.755	38.659							
8	11:46:54.387	2:16.081	48.784	144.894	49.881	37.416							
9	11:49:08.431	2:14.044	48.077	143.368	49.253	36.714							
10	11:51:27.629	2:19.198	48.499	144.127	52.320	38.379							
11	11:53:46.297	2:18.668	49.015	142.867	50.405	39.248							
(60) Tony Stefanon													
1	11:30:11.484	2:08.428	49.315	156.852	44.864	34.249							
2	11:32:11.071	1:59.587	43.933	161.183	42.670	32.984							
3	11:34:10.874	1:59.803	43.974	160.550	42.918	32.911							
4	11:36:10.210	1:59.336	42.973	163.440	43.128	33.235							
5	11:38:11.632	2:01.422	44.409	165.091	44.158	32.855							
6	11:40:12.754	2:01.122	45.763	166.098	42.950	32.409							
7	11:42:12.602	1:59.848	43.700	165.425	43.411	32.737							
8	11:44:12.628	2:00.026	44.188	166.436	43.215	32.623							
9	11:46:11.437	1:58.809	43.814	161.822	41.991	33.004							
10	11:48:12.205	2:00.768	43.205	158.680	43.407	34.156							
(46) Mark Boden													
1	11:30:36.004	2:01.925	45.081	155.657	43.922	32.922							
2	11:32:34.803	1:58.799	42.534	156.552	43.832	32.433							
3	11:35:00.697	2:25.894	42.779	155.954	44.298	58.817							
4	11:37:00.832	2:00.135	43.689	152.748	43.749	32.697							
5	11:39:00.842	2:00.010	42.751	152.463	44.297	32.962							
6	11:41:01.204	2:00.362	43.482	152.179	44.117	32.763							
7	11:43:01.109	1:59.905	43.167	152.179	43.914	32.824							
8	11:45:06.764	2:05.655	43.064	151.896	43.786	38.805							
(74) Tim Lyons													
1	11:30:03.440	2:01.047	46.463	164.427	42.658	31.926							
2	11:31:59.973	1:56.533	42.847	165.425	41.741	31.945							
3	11:33:55.063	1:55.090	42.769	168.495	41.113	31.208							
4	11:35:49.700	1:54.637	41.788	163.114	41.053	31.796							
5	11:37:46.410	1:56.710	42.417	160.550	41.519	32.774							
6	11:39:41.436	1:55.026	42.381	161.183	40.884	31.761							
(53) Larry Hoopaugh													
1	11:30:10.615	2:07.855	47.943	139.454	45.246	34.666							
2	11:32:08.419	1:57.804	43.171	169.193	42.640	31.993							
3	11:34:08.922	2:00.503	43.750	158.372	43.637	33.116							

Chief of Timing & Scoring	Orbits
Race Director	

www.mylaps.com

licensed to: Sports Car Club of America