



VIR Hoosier Racing Tire Super Tour

Group 7 B-Spec, EP,FP,HP,GTL

Virginia International Raceway 3.270 miles

Grp 7 B-Spec, EP,FP,HP,GTL Race 2

4/15/2018 14:50


Race (24:00 Time) started at 12:09:25

Lap	Time of Day	Lap Tm	S1 Tm	SPd	S2 Tm	S3 Tm	Lap	Time of Day	Lap Tm	S1 Tm	SPd	S2 Tm	S3 Tm
<b>(63) Joe Moser</b>							2	12:14:09.464	2:13.077	47.170	120.531	50.536	35.371
1	12:11:34.826	2:09.125	46.704	136.884	47.224	35.197	3	12:16:28.740	2:19.276	46.737	120.709	55.022	37.517
2	12:13:40.640	2:05.814	44.598	138.274	46.889	34.327	4	12:20:43.313	4:14.573	:09.114	53.482	:12.173	53.286
3	12:16:09.834	2:29.194	<b>44.457</b>	82.713	52.891	51.846	5	12:23:03.292	2:19.979	49.761	119.824	53.721	36.497
4	12:20:39.644	4:29.810	17.165	51.919	:09.656	02.989	6	12:25:17.983	2:14.691	47.488	121.426	50.730	36.473
5	12:22:47.630	2:07.986	46.060	135.298	47.441	34.485	7	12:27:32.331	2:14.348	48.312	120.000	50.558	35.478
6	12:24:53.125	<b>2:05.495</b>	44.707	<b>138.508</b>	<b>46.595</b>	<b>34.193</b>	8	12:29:44.238	2:11.907	46.591	122.335	49.785	35.531
7	12:26:59.704	2:06.579	44.759	138.041	47.427	34.393	9	12:31:56.171	2:11.933	46.816	<b>122.703</b>	49.829	<b>35.288</b>
8	12:29:06.786	2:07.082	45.261	137.808	47.419	34.402	10	12:34:07.337	<b>2:11.166</b>	<b>46.042</b>	120.353	<b>49.612</b>	35.512
9	12:31:13.404	2:06.618	45.016	137.808	47.033	34.569	11	12:36:20.644	2:13.307	46.296	122.519	50.206	36.805
10	12:33:20.742	2:07.338	45.698	136.427	47.312	34.328	<b>(60) Bill Ball</b>						
11	12:35:28.414	2:07.672	45.951	138.041	47.035	34.686	1	12:11:39.977	2:13.567	49.037	126.894	49.505	35.025
<b>(32) Warren Montague</b>							2	12:13:51.147	2:11.170	45.669	<b>127.290</b>	49.845	35.656
1	12:11:40.751	2:14.651	49.736	124.006	49.769	35.146	3	12:16:12.107	2:20.960	45.880	105.718	50.386	44.694
2	12:13:50.946	2:10.195	45.737	124.006	48.930	35.528	4	12:20:40.252	4:28.145	17.809	61.031	:09.379	00.957
3	12:16:11.181	2:20.235	45.512	107.810	50.046	44.677	5	12:22:53.181	2:12.929	47.119	126.306	<b>48.555</b>	37.255
4	12:20:39.933	4:28.752	17.163	59.519	:09.723	01.866	6	12:25:02.285	2:09.104	45.506	126.894	48.690	34.908
5	12:22:49.707	2:09.774	46.788	126.111	<b>48.255</b>	<b>34.731</b>	7	12:27:10.988	2:08.703	45.405	123.917	48.829	<b>34.469</b>
6	12:24:58.751	<b>2:09.044</b>	45.311	125.530	48.635	35.098	8	12:29:19.893	2:08.905	44.924	126.306	49.439	34.542
7	12:27:08.635	2:09.884	45.549	124.573	49.278	35.057	9	12:31:28.816	2:08.923	45.541	126.698	48.812	34.570
8	12:29:17.870	2:09.235	45.351	125.337	49.010	34.874	10	12:33:37.462	<b>2:08.646</b>	<b>44.840</b>	126.111	48.897	34.909
9	12:31:26.982	2:09.112	<b>44.884</b>	126.111	49.076	35.152	11	12:36:34.466	2:57.004	04.402	88.060	:07.228	45.374
10	12:33:36.074	2:09.092	45.245	125.145	49.048	34.799	<b>(3) Rick Haynes</b>						
11	12:35:46.940	2:10.866	45.591	<b>126.502</b>	49.083	36.192	1	12:11:48.061	2:19.989	52.053	123.258	51.525	36.411
<b>(99) Michael Kamalian</b>							2	12:14:02.716	2:14.655	47.289	123.631	51.007	36.359
1	12:11:42.091	2:15.217	49.841	<b>128.088</b>	49.694	35.682	3	12:16:20.560	2:17.844	47.201	118.092	52.261	38.382
2	12:13:53.783	2:11.692	46.198	126.894	49.624	35.870	4	12:20:42.625	4:22.065	16.273	61.031	:11.962	53.830
3	12:16:15.297	2:21.514	45.764	101.895	53.681	42.069	5	12:23:02.140	2:19.515	49.616	122.887	53.586	36.313
4	12:20:41.104	4:25.807	18.056	65.376	:11.081	56.670	6	12:25:18.385	2:16.245	47.259	<b>123.818</b>	52.720	<b>36.266</b>
5	12:22:54.388	2:13.284	48.967	124.573	48.922	<b>35.395</b>	7	12:27:34.600	2:16.215	48.316	123.631	51.416	36.483
6	12:25:04.336	<b>2:09.948</b>	<b>45.449</b>	126.111	<b>48.921</b>	35.578	8	12:29:48.335	<b>2:13.735</b>	<b>46.636</b>	123.818	50.816	36.283
7	12:27:17.153	2:12.817	46.655	126.502	49.495	36.667	9	12:32:03.982	2:15.647	47.057	123.631	51.577	37.013
8	12:29:29.339	2:12.186	46.466	123.818	49.939	35.781	10	12:34:18.202	2:14.220	47.111	123.072	<b>50.643</b>	36.466
9	12:31:40.653	2:11.314	45.647	124.384	50.111	35.556	11	12:36:34.682	2:16.480	47.534	122.887	51.815	37.131
10	12:33:53.308	2:12.655	45.928	124.384	51.035	35.692	<b>(89) Charlie Campbell</b>						
11	12:36:05.964	2:12.656	46.883	123.631	50.058	35.715	1	12:11:41.293	2:14.595	49.610	<b>129.714</b>	49.520	35.465
<b>(48) Daniel Thiel</b>							2	12:13:51.544	<b>2:10.251</b>	<b>45.954</b>	124.763	48.385	35.912
1	12:11:42.945	2:15.860	50.078	125.337	50.045	35.737	3	12:16:12.528	2:20.984	46.014	108.526	50.869	44.101
2	12:13:54.065	<b>2:11.120</b>	46.768	<b>127.290</b>	<b>48.853</b>	35.499	4	12:20:40.360	4:27.832	18.367	67.987	:09.907	59.558
3	12:16:16.289	2:22.224	46.383	97.751	53.614	42.227	5	12:22:51.758	2:11.398	47.700	127.887	<b>48.252</b>	<b>35.446</b>
4	12:20:41.270	4:24.981	17.961	60.000	:11.033	55.987	6	12:25:03.607	2:11.849	46.481	123.072	49.178	36.190
5	12:22:55.413	2:14.143	49.636	124.195	48.969	35.538	7	12:27:36.324	2:32.717	47.006	124.195	49.262	56.449
6	12:25:07.573	2:12.160	46.543	121.970	49.658	35.959	8	12:29:53.121	2:16.797	48.638	120.353	51.059	37.100
7	12:27:21.075	2:13.502	47.208	120.888	50.324	35.970	9	12:32:06.923	2:13.802	46.813	120.709	50.349	36.640
8	12:29:33.012	2:11.937	46.666	122.703	49.709	35.562	10	12:34:21.562	2:14.639	47.168	120.531	50.478	36.993
9	12:31:44.246	2:11.234	<b>46.302</b>	122.887	49.616	<b>35.316</b>	11	12:36:35.771	2:14.209	47.415	120.531	50.170	36.624
10	12:33:56.963	2:12.717	47.087	122.519	49.984	35.646	<b>(9) James Gregorius</b>						
11	12:36:11.374	2:14.411	47.042	120.709	51.648	35.721	1	12:11:51.709	2:23.758	53.501	120.176	52.576	37.681
<b>(06) Robert Garrison</b>							2	12:14:09.095	2:17.386	47.741	118.263	51.862	37.783
1	12:11:42.025	2:15.790	49.203	122.887	50.241	36.346	3	12:16:32.672	2:23.577	48.229	118.435	56.243	39.105
2	12:13:52.425	2:10.400	<b>45.401</b>	125.337	<b>49.553</b>	35.446	4	12:20:43.960	4:11.288	05.897	50.916	:12.047	53.344
3	12:16:14.692	2:22.267	46.629	95.915	53.261	42.377	5	12:23:05.395	2:21.435	50.704	<b>121.067</b>	53.182	37.549
4	12:20:40.892	4:26.200	17.913	60.044	:10.252	58.035	6	12:25:23.598	2:18.203	48.037	119.299	52.376	37.790
5	12:23:03.373	2:22.481	55.093	<b>126.502</b>	51.093	36.295	7	12:27:42.450	2:18.852	48.273	117.583	53.060	37.519
6	12:25:15.971	2:12.598	47.341	123.072	49.841	35.416	8	12:30:00.140	2:17.690	48.095	119.474	51.798	37.797
7	12:27:27.069	2:11.098	45.936	123.258	49.721	35.441	9	12:32:18.029	2:17.889	48.066	119.299	52.062	37.761
8	12:29:39.754	2:12.685	45.760	120.353	51.383	35.542	10	12:34:34.879	2:16.850	47.574	119.474	51.843	37.433
9	12:31:50.597	2:10.843	45.879	124.384	49.815	35.149	11	12:36:50.567	<b>2:15.688</b>	<b>47.220</b>	119.299	<b>51.149</b>	<b>37.319</b>
10	12:34:01.726	2:11.129	45.952	124.195	49.639	35.538	<b>(18) Steve Sargis</b>						
11	12:36:11.665	<b>2:09.939</b>	45.492	125.530	49.643	<b>34.804</b>	1	12:11:52.119	2:23.380	53.138	117.414	53.432	<b>36.810</b>
<b>(7) Craig Chima</b>							2	12:14:10.007	<b>2:17.888</b>	48.081	116.743	<b>52.382</b>	37.425
1	12:11:56.387	2:29.606	57.728	122.519	53.249	38.629	3	12:16:35.205	2:25.198	48.048	108.670	58.032	39.118
							4	12:20:45.021	4:09.816	:04.311	54.407	:12.745	52.760

Chief of Timing & Scoring	Orbits
Race Director	

www.mylaps.com

icensed to: Sports Car Club of America



VIR Hoosier Racing Tire Super Tour

Group 7 B-Spec, EP,FP,HP,GTL

Virginia International Raceway 3.270 miles

Grp 7 B-Spec, EP,FP,HP,GTL Race 2

4/15/2018 14:50


Race (24:00 Time) started at 12:09:25

Table with columns: Lap, Time of Day, Lap Tm, S1 Tm, SPd, S2 Tm, S3 Tm. Contains race results for drivers including (38) Weber Manning, (07) Andrew Wright, (64) Michael H Miller, (50) Tom Burdge, (27) Michael MacQueen, (43) John Phillips, (40) William Black, (59) Stephanie Funk, (11) Enrik Benazic, (93) Tony Ave, (61) Heikki Silegren, and (71) Steve Rose.

Chief of Timing & Scoring | Race Director | Orbits

www.mylaps.com

licensed to: Sports Car Club of America



VIR Hoosier Racing Tire Super Tour


Group 7 B-Spec, EP,FP,HP,GTL

Virginia International Raceway 3.270 miles

Grp 7 B-Spec, EP,FP,HP,GTL Race 2

4/15/2018 14:50

Race (24:00 Time) started at 12:09:25



Lap	Time of Day	Lap Tm	S1 Tm	SPd	S2 Tm	S3 Tm	Lap	Time of Day	Lap Tm	S1 Tm	SPd	S2 Tm	S3 Tm
2	12:14:01.138	<b>2:14.447</b>	47.333	<b>133.094</b>	<b>50.209</b>	36.905							
3	12:16:18.357	2:17.219	<b>47.047</b>	126.698	51.259	38.913							
4	12:20:41.946	4:23.589	17.449	69.196	:11.473	54.667							
5	12:23:13.408	2:31.462	49.904	129.921	:02.934	38.624							
6	12:25:28.649	2:15.241	47.878	133.094	50.851	36.512							

(5) Peter Norton

1	12:11:39.461	2:13.285	48.718	<b>127.092</b>	49.235	<b>35.332</b>
2	12:13:51.808	<b>2:12.347</b>	47.371	119.299	<b>49.107</b>	35.869
3	12:16:13.510	2:21.702	<b>46.035</b>	107.104	53.707	41.960
4	12:20:40.908	4:27.398	18.288	66.010	:10.444	58.666

(28) Graham Fuller

1	12:11:49.187	2:21.405	52.539	<b>121.788</b>	51.773	<b>37.093</b>
2	12:14:06.951	<b>2:17.764</b>	<b>46.919</b>	112.253	<b>51.265</b>	39.580

Chief of Timing & Scoring

Orbits

Race Director

www.mylaps.com

licensed to: Sports Car Club of America