

Buttonwillow Hoosier Super Tour

Group 4 EP,FP,HP,GTL,B-Spec

Buttonwillow 2.920 miles

Grp 4 EP,FP,HP,GTL,B-Spec Race 1


4/28/2018 13:55

Race (25:00 Time) started at 13:58:31

Lap	Time of Day	Lap Tm	S1 Tm	SPd	S2 Tm	S3 Tm	Lap	Time of Day	Lap Tm	S1 Tm	SPd	S2 Tm	S3 Tm
<b>(4) Glen McCready</b>													
1	14:00:29.693	1:57.978	45.267	112.253	35.513	37.198	7	14:13:08.265	2:04.568	46.291	102.150	38.052	40.225
2	14:02:26.381	<b>1:56.688</b>	43.671	112.407	35.732	37.285	8	14:15:11.970	2:03.705	45.868	102.022	37.788	40.049
3	14:04:24.181	1:57.800	<b>43.663</b>	112.562	36.251	37.886	9	14:17:15.838	2:03.868	45.588	100.764	38.318	39.962
4	14:06:22.418	1:58.237	44.177	113.186	36.124	37.936	10	14:19:19.279	2:03.441	45.624	102.922	37.797	40.020
5	14:08:21.340	1:58.922	44.035	113.343	36.422	38.465	11	14:21:24.406	2:05.127	46.625	<b>103.443</b>	38.515	39.987
6	14:10:22.399	2:01.059	46.469	111.792	36.677	37.913	12	14:23:28.861	2:04.455	45.752	101.895	38.287	40.416
7	14:12:24.065	2:01.666	45.779	113.029	36.652	39.235	13	14:25:34.683	2:05.822	46.002	99.902	39.279	40.541
8	14:14:23.571	1:59.506	44.373	<b>113.500</b>	37.026	38.107	<b>(92) John Mueller</b>						
9	14:16:23.777	2:00.206	44.360	112.253	36.910	38.936	1	14:00:35.519	2:03.824	46.873	112.253	37.948	<b>39.003</b>
10	14:18:23.203	1:59.426	44.206	112.873	36.552	38.668	2	14:02:44.347	2:08.828	46.596	97.518	39.799	42.353
11	14:20:25.087	2:01.884	46.065	113.186	37.046	38.773	3	14:04:50.813	2:06.466	48.436	111.639	38.286	39.744
12	14:22:24.110	1:59.023	44.204	113.500	36.528	38.291	4	14:06:54.356	2:03.543	46.353	114.614	<b>37.541</b>	39.649
13	14:24:24.388	2:00.278	44.488	110.582	37.192	38.598	5	14:08:58.299	2:03.943	46.133	114.454	37.775	40.035
<b>(50) Aaron Downey</b>													
1	14:00:30.368	1:58.862	45.884	<b>117.245</b>	<b>35.532</b>	<b>37.446</b>	6	14:11:01.248	<b>2:02.949</b>	45.976	113.500	37.663	39.310
2	14:02:28.126	<b>1:57.788</b>	<b>43.912</b>	114.937	36.109	37.737	7	14:13:05.459	2:04.211	46.400	112.253	37.587	40.224
3	14:04:27.251	1:59.125	44.615	115.424	36.285	38.225	8	14:15:08.767	2:03.308	<b>45.905</b>	113.186	38.106	39.297
4	14:06:26.276	1:59.025	44.714	115.751	36.033	38.278	9	14:17:12.000	2:03.233	46.191	112.717	37.823	39.219
5	14:08:27.945	2:01.669	46.857	114.775	36.442	38.370	10	14:19:16.797	2:04.797	47.280	<b>114.937</b>	38.458	39.059
6	14:10:27.609	1:59.664	45.159	114.775	36.452	38.053	11	14:21:20.651	2:03.854	46.105	110.732	38.039	39.710
7	14:12:29.841	2:02.232	46.876	114.454	36.654	38.702	12	14:23:27.302	2:06.651	47.521	106.963	38.811	40.319
8	14:14:30.868	2:01.027	45.464	116.080	36.189	39.374	13	14:25:36.941	2:09.639	46.975	83.730	39.656	43.008
9	14:16:33.429	2:02.561	45.286	115.424	36.274	41.001	<b>(96) Wayne Graham</b>						
10	14:18:34.643	2:01.214	45.900	114.614	36.382	38.932	1	14:00:39.662	2:07.332	47.604	111.639	40.435	39.293
11	14:20:35.942	2:01.299	45.520	115.099	37.002	38.777	2	14:02:44.494	2:04.832	47.037	106.268	38.007	39.788
12	14:22:37.154	2:01.212	46.001	114.937	36.539	38.672	3	14:04:48.987	2:04.493	46.326	111.184	38.442	39.725
13	14:24:38.557	2:01.403	45.515	114.294	36.782	39.106	4	14:06:54.103	2:05.116	46.923	114.614	38.123	40.070
<b>(77) Joe Huffaker</b>													
1	14:00:36.189	2:04.216	46.980	106.545	38.088	39.148	5	14:08:57.977	2:03.874	46.103	114.294	37.940	39.831
2	14:02:40.333	2:04.144	46.758	102.278	38.691	38.695	6	14:11:00.741	2:02.764	45.964	112.873	37.621	39.179
3	14:04:40.562	2:00.229	44.290	105.445	37.446	38.493	7	14:13:04.885	2:04.144	46.484	115.424	37.709	39.951
4	14:06:40.466	<b>1:59.904</b>	44.383	106.824	37.072	<b>38.449</b>	8	14:15:08.498	2:03.613	46.070	113.975	38.371	<b>39.172</b>
5	14:08:40.556	2:00.090	<b>44.216</b>	106.545	37.142	38.732	9	14:17:11.768	2:03.270	45.986	112.717	37.672	39.612
6	14:10:42.930	2:02.374	44.575	104.501	38.647	39.152	10	14:19:17.453	2:05.685	47.415	111.487	38.423	39.847
7	14:12:44.222	2:01.292	45.035	106.684	37.515	38.742	11	14:21:30.164	2:12.711	46.659	107.952	38.266	47.786
8	14:14:46.156	2:01.934	45.688	106.963	37.031	39.215	12	14:23:36.023	2:05.859	48.561	<b>116.576</b>	<b>37.075</b>	40.223
9	14:16:47.658	2:01.502	45.757	106.545	36.942	38.803	13	14:25:38.685	<b>2:02.662</b>	<b>45.468</b>	113.658	37.737	39.457
10	14:18:47.748	2:00.090	44.656	106.963	36.621	38.813	<b>(22) Anthony Jimerson</b>						
11	14:20:48.311	2:00.563	44.675	<b>107.385</b>	37.270	38.618	1	14:00:50.877	2:13.420	52.568	107.868	40.227	40.625
12	14:22:50.461	2:02.150	44.334	107.244	36.733	41.083	2	14:02:56.756	2:05.879	46.499	109.251	38.350	41.030
13	14:24:50.518	2:00.057	44.679	107.104	<b>36.557</b>	38.821	3	14:04:59.851	2:03.095	46.547	115.261	37.628	<b>38.920</b>
<b>(99) Jason Isley</b>													
1	14:00:42.653	2:10.422	48.709	102.150	41.471	40.242	4	14:07:02.699	2:02.848	46.277	115.587	37.363	39.208
2	14:02:47.499	2:04.846	46.228	102.792	38.569	40.049	5	14:09:05.350	<b>2:02.651</b>	<b>46.004</b>	115.751	37.253	39.394
3	14:04:51.878	2:04.379	45.760	105.174	38.474	40.145	6	14:11:08.693	2:03.343	46.457	114.454	37.503	39.383
4	14:06:56.430	2:04.552	45.934	102.278	38.623	39.995	7	14:13:13.493	2:04.800	47.030	115.424	38.393	39.377
5	14:08:59.624	<b>2:03.194</b>	45.738	104.904	<b>37.679</b>	<b>39.777</b>	8	14:15:17.893	2:04.400	47.103	115.424	37.526	39.771
6	14:11:02.917	2:03.293	<b>45.494</b>	103.837	37.942	39.857	9	14:17:22.405	2:04.512	46.868	114.454	37.521	40.123
7	14:13:07.288	2:04.371	46.237	104.769	37.982	40.152	10	14:19:26.920	2:04.515	46.833	115.424	37.558	40.124
8	14:15:10.856	2:03.568	45.794	104.501	37.961	39.813	11	14:21:31.119	2:04.199	47.063	116.410	37.339	39.797
9	14:17:14.871	2:04.015	45.618	103.969	38.487	39.910	12	14:23:35.625	2:04.506	46.166	<b>117.245</b>	<b>37.198</b>	41.142
10	14:19:18.914	2:04.043	45.793	104.635	38.008	40.242	13	14:25:39.514	2:03.889	47.038	113.343	37.291	39.560
11	14:21:23.761	2:04.847	46.649	<b>105.445</b>	38.190	40.008	<b>(02) Brandon Droese</b>						
12	14:23:28.247	2:04.486	46.155	103.706	38.275	40.056	1	14:00:43.606	2:11.130	48.572	102.922	41.141	41.417
13	14:25:33.899	2:05.652	46.313	102.022	39.224	40.115	2	14:02:49.602	2:05.996	46.545	106.684	39.100	40.351
<b>(21) Brian Linn</b>													
1	14:00:42.996	2:10.415	49.115	96.254	40.438	40.862	3	14:04:56.641	2:07.039	46.278	106.824	39.364	40.597
2	14:02:48.576	2:05.580	46.098	99.537	38.888	40.594	4	14:07:02.585	2:05.944	<b>46.201</b>	106.824	39.127	40.616
3	14:04:52.347	2:03.771	45.682	102.278	38.205	<b>39.884</b>	5	14:09:07.529	<b>2:04.944</b>	46.522	107.526	<b>38.109</b>	<b>40.313</b>
4	14:06:57.090	2:04.743	45.738	99.780	38.606	40.399	6	14:11:13.633	2:06.104	46.532	104.368	38.722	40.850
5	14:09:00.321	<b>2:03.231</b>	<b>45.394</b>	102.792	<b>37.715</b>	40.122	7	14:13:19.735	2:06.102	46.860	<b>108.670</b>	38.520	40.722
6	14:11:03.697	2:03.376	45.441	102.150	37.737	40.198	8	14:15:27.209	2:07.474	46.899	105.855	39.331	41.244
<b>Chief of Timing &amp; Scoring</b>													
<b>Race Director</b>													
<b>Orbits</b>													

www.mylaps.com

censed to: Sports Car Club of America



Buttonwillow Hoosier Super Tour

Group 4 EP,FP,HP,GTL,B-Spec

Buttonwillow 2.920 miles

Grp 4 EP,FP,HP,GTL,B-Spec Race 1

4/28/2018 13:55

Race (25:00 Time) started at 13:58:31




Table with columns: Lap, Time of Day, Lap Tm, S1 Tm, SPd, S2 Tm, S3 Tm. Multiple driver sections: (7) Bill Okell, (40) Bill Hartman, (95) Tim Lernerud, (09) Kale Swifts, (43) Cory Markos, (32) Michael Cummings, (18) Bobby Beyer, (28) Jake Pipal, (8) Robert Rodriguez Jr., (91) Scott Lovewell.

Chief of Timing & Scoring Race Director Orbits

www.mylaps.com

censed to: Sports Car Club of America

Printed: 4/28/2018 2:38:55 PM



Buttonwillow Hoosier Super Tour


Group 4 EP,FP,HP,GTL,B-Spec

Buttonwillow 2.920 miles

Grp 4 EP,FP,HP,GTL,B-Spec Race 1

4/28/2018 13:55

Race (25:00 Time) started at 13:58:31



Lap	Time of Day	Lap Tm	S1 Tm	SPd	S2 Tm	S3 Tm
9	14:19:44.278	2:19.810	50.647	90.298	43.232	45.931
10	14:22:03.113	<b>2:18.835</b>	<b>50.315</b>	<b>90.498</b>	43.014	45.506
11	14:24:23.094	2:19.981	50.697	88.730	44.175	45.109
12	14:26:43.387	2:20.293	50.968	88.060	43.728	45.597

Lap	Time of Day	Lap Tm	S1 Tm	SPd	S2 Tm	S3 Tm
<b>(00) Lee Fleming</b>						
1	14:00:54.557	<b>2:21.300</b>	52.424	63.694	<b>43.254</b>	<b>45.622</b>

<b>(29) Garey Raymond</b>						
1	14:00:57.863	2:23.529	54.607	93.394	43.371	45.551
2	14:03:20.337	2:22.474	52.077	92.653	44.842	45.555
3	14:05:40.416	2:20.079	<b>50.329</b>	<b>96.710</b>	43.934	45.816
4	14:08:00.385	2:19.969	50.796	95.134	43.760	45.413
5	14:10:21.317	2:20.932	50.582	91.307	44.722	45.628
6	14:12:43.238	2:21.921	53.119	94.913	43.318	45.484
7	14:15:03.801	2:20.563	51.752	95.691	43.719	45.092
8	14:17:22.702	<b>2:18.901</b>	50.523	96.368	43.293	45.085
9	14:19:42.441	2:19.739	51.511	95.691	43.397	<b>44.831</b>
10	14:22:02.370	2:19.929	51.220	96.710	<b>43.121</b>	45.588
11	14:24:27.880	2:25.510	50.975	83.901	44.476	50.059

<b>(90) Bernardo Martinez</b>						
1	14:00:59.455	<b>2:22.200</b>	54.592	95.803	42.117	<b>45.491</b>

<b>(191) Bob Bradfield</b>						
1	14:01:15.013	<b>2:36.190</b>	58.500	77.094	48.860	<b>48.830</b>

<b>(9) Jonathon Becker</b>						
1	14:01:02.803	2:27.060	56.737	87.308	<b>44.024</b>	<b>46.299</b>
2	14:03:25.885	<b>2:23.082</b>	<b>52.342</b>	<b>87.777</b>	44.347	46.393
3	14:05:50.773	2:24.888	53.087	87.122	45.311	46.490
4	14:08:14.987	2:24.214	52.648	87.588	45.061	46.505
5	14:10:39.273	2:24.286	53.145	85.303	44.810	46.331
6	14:13:06.688	2:27.415	55.046	87.029	45.534	46.835
7	14:15:35.076	2:28.388	55.310	87.215	46.641	46.437
8	14:18:00.710	2:25.634	53.419	86.752	44.474	47.741
9	14:20:26.285	2:25.575	53.580	86.844	45.021	46.974
10	14:22:53.012	2:26.727	54.187	86.844	45.764	46.776
11	14:25:19.685	2:26.673	53.268	85.214	45.447	47.958

<b>(19) David Thurston</b>						
1	14:01:04.330	2:28.203	57.230	88.826	<b>44.187</b>	<b>46.786</b>
2	14:03:30.848	<b>2:26.518</b>	<b>53.838</b>	87.966	44.231	48.449
3	14:05:59.643	2:28.795	54.282	85.571	45.972	48.541
4	14:08:27.672	2:28.029	55.362	85.931	44.886	47.781
5	14:10:54.723	2:27.051	54.375	85.125	45.288	47.388
6	14:13:26.466	2:31.743	56.987	<b>90.901</b>	45.109	49.647
7	14:15:54.410	2:27.944	55.402	88.730	45.191	47.351
8	14:18:21.640	2:27.230	54.329	87.495	44.817	48.084
9	14:20:51.131	2:29.491	56.156	88.155	45.234	48.101
10	14:23:18.197	2:27.066	54.019	87.029	45.388	47.659
11	14:25:46.648	2:28.451	54.195	86.385	45.623	48.633

<b>(131) Craig Carter</b>						
1	14:00:47.700	2:14.712	52.550	103.052	40.251	41.911
2	14:02:57.761	2:10.061	48.685	102.663	39.380	41.996
3	14:05:07.502	2:09.741	48.725	<b>103.706</b>	39.438	41.578
4	14:07:18.064	2:10.562	49.259	102.663	39.701	41.602
5	14:09:27.887	2:09.823	48.825	102.535	39.356	41.642
6	14:11:37.002	<b>2:09.115</b>	<b>48.078</b>	101.642	39.356	41.681
7	14:13:46.368	2:09.366	48.563	103.182	<b>39.239</b>	<b>41.564</b>

<b>(38) Troy Ermish</b>						
1	14:00:55.426	2:17.250	52.696	<b>99.175</b>	41.993	42.561
2	14:03:06.735	2:11.309	48.175	92.131	41.171	41.963
3	14:05:16.687	<b>2:09.952</b>	47.197	98.103	<b>40.889</b>	<b>41.866</b>
4	14:07:27.340	2:10.653	<b>46.825</b>	82.629	41.730	42.098
5	14:09:43.277	2:15.937	46.862	77.022	42.907	46.168

<b>(12) Joe Carr</b>						
1	14:01:08.215	2:29.761	56.757	91.512	46.248	46.756
2	14:03:31.703	2:23.488	54.297	92.864	44.289	44.902
3	14:05:54.166	<b>2:22.463</b>	54.250	93.501	43.874	<b>44.339</b>

<b>(5) Mike Bachman</b>						
1	14:01:14.167	2:36.236	58.545	79.263	48.850	48.841
2	14:03:44.039	<b>2:29.872</b>	<b>54.472</b>	<b>80.118</b>	<b>46.807</b>	<b>48.593</b>

Chief of Timing & Scoring	Orbits
Race Director	

www.mylaps.com

censed to: Sports Car Club of America