

Buttonwillow Hoosier Super Tour

Group 6 GT1,GT2,GT3,AS,T1

Buttonwillow 2.920 miles

Grp 6 GT1,GT2,GT3,AS,T1 Race 2

4/29/2018 14:15

Race (35:00 or 17 Laps) started at 14:17:45

Lap	Time of Day	Lap Tm	S1 Tm	SPd	S2 Tm	S3 Tm	Lap	Time of Day	Lap Tm	S1 Tm	SPd	S2 Tm	S3 Tm
(12) Michael Lewis							11	14:38:27.371	1:53.513	42.935	122.703	34.588	35.990
1	14:19:30.698	1:44.760	41.116	138.980	30.783	32.861	12	14:40:20.299	1:52.928	42.629	125.917	33.776	36.523
2	14:21:11.572	1:40.874	38.534	145.668	29.818	32.522	13	14:42:12.678	1:52.379	42.729	126.111	33.666	35.984
3	14:22:51.665	<b>1:40.093</b>	<b>38.516</b>	144.894	<b>29.592</b>	<b>31.985</b>	14	14:44:06.114	1:53.436	43.488	123.072	33.971	35.977
4	14:24:35.378	1:43.713	39.383	136.884	30.564	33.766	15	14:46:13.266	2:07.152	43.223	125.337	33.849	50.080
5	14:26:20.298	1:44.920	40.245	139.216	31.098	33.577	16	14:48:06.937	1:53.671	43.265	123.818	33.564	36.842
6	14:28:07.132	1:46.834	40.369	134.629	31.404	35.061	(46) Tim Lynn						
7	14:29:51.742	1:44.610	39.908	130.127	30.711	33.991	1	14:19:46.110	1:58.493	45.815	125.723	34.713	37.965
8	14:31:35.582	1:43.840	39.761	137.114	30.713	33.366	2	14:21:41.038	1:54.928	44.151	124.763	34.194	36.583
9	14:33:21.027	1:45.445	39.838	141.875	30.554	35.053	3	14:23:34.076	1:53.038	42.576	126.502	34.059	36.403
10	14:35:05.999	1:44.972	40.366	143.620	30.475	34.131	4	14:25:28.322	1:54.246	42.904	124.763	34.419	36.293
11	14:36:49.962	1:43.963	39.848	139.932	30.477	33.638	5	14:27:20.951	1:52.629	42.259	127.488	33.747	36.623
12	14:38:34.333	1:44.371	39.915	137.576	31.100	33.356	6	14:29:14.252	1:53.301	42.756	125.917	33.666	36.879
13	14:40:19.053	1:44.720	39.854	139.216	30.474	34.392	7	14:31:07.852	1:53.600	42.600	<b>122.693</b>	33.579	37.421
14	14:42:02.534	1:43.481	39.843	144.894	30.427	33.211	8	14:33:00.965	1:53.113	42.396	126.306	34.459	36.258
15	14:43:47.457	1:44.923	39.639	139.454	31.508	33.776	9	14:34:54.160	1:53.195	42.828	120.000	34.329	36.038
16	14:45:29.789	1:42.332	39.365	<b>147.243</b>	29.787	33.180	10	14:36:47.504	1:53.344	42.843	124.954	33.966	36.534
17	14:47:11.967	1:42.178	39.024	145.668	29.961	33.193	11	14:38:40.650	1:53.146	43.571	127.688	33.867	<b>35.708</b>
(64) Kenneth Davis							12	14:40:33.243	1:52.593	42.732	126.111	<b>33.428</b>	36.433
1	14:19:32.180	1:46.230	42.294	138.508	<b>30.694</b>	<b>33.242</b>	13	14:42:25.536	<b>1:52.293</b>	<b>42.232</b>	115.751	34.080	35.981
2	14:21:15.989	<b>1:43.809</b>	<b>39.533</b>	142.618	30.973	33.303	14	14:44:20.355	1:54.819	43.094	120.531	35.304	36.421
3	14:23:00.850	1:44.861	39.862	139.692	31.108	33.891	15	14:46:14.209	1:53.854	42.242	116.576	34.662	36.950
4	14:24:45.427	1:44.577	39.913	141.629	30.873	33.791	16	14:48:08.138	1:53.929	44.085	126.502	33.651	36.193
5	14:26:31.313	1:45.886	40.326	135.074	31.233	34.327	(60) Sean Wheeler						
6	14:28:15.834	1:44.521	40.258	142.618	30.752	33.511	1	14:19:40.250	1:53.371	43.438	119.474	33.961	35.972
7	14:30:01.460	1:45.626	41.080	141.384	30.991	33.555	2	14:21:34.172	1:53.922	43.090	119.649	34.257	36.575
8	14:31:47.126	1:45.666	40.355	<b>143.620</b>	32.037	33.274	3	14:23:26.164	1:51.992	42.412	121.788	33.828	35.752
9	14:33:31.708	1:44.582	40.114	143.117	30.927	33.541	4	14:25:18.434	1:52.270	42.234	121.426	34.226	35.810
10	14:35:17.963	1:46.255	40.766	135.748	30.827	34.662	5	14:27:08.822	<b>1:50.388</b>	<b>41.659</b>	<b>122.703</b>	33.202	35.527
11	14:37:03.829	1:45.866	40.440	117.922	30.979	34.447	6	14:28:59.327	1:50.505	42.115	121.970	<b>33.094</b>	<b>35.296</b>
12	14:38:50.526	1:46.697	40.707	130.962	31.070	34.920	7	14:30:50.528	1:51.201	42.301	121.246	33.527	35.373
13	14:40:37.803	1:47.277	41.812	136.884	31.067	34.398	8	14:32:55.810	2:05.282	43.171	120.531	34.105	48.006
14	14:42:23.883	1:46.080	40.527	142.122	31.258	34.295	9	14:34:48.220	1:52.410	42.697	114.775	34.276	35.437
15	14:44:16.061	1:52.178	40.447	135.748	31.734	39.997	10	14:36:38.703	1:50.483	41.807	120.709	33.272	35.349
16	14:46:08.409	1:52.348	40.815	136.200	31.242	40.291	11	14:38:30.595	1:51.892	42.159	120.888	33.578	36.155
17	14:47:57.678	1:49.269	42.583	134.187	31.549	35.137	12	14:40:22.846	1:52.251	42.551	121.067	33.914	35.786
(19) Marvin Epps							13	14:42:13.788	1:50.942	42.019	121.788	33.328	35.595
1	14:19:39.869	1:53.258	43.468	126.894	33.596	36.194	14	14:44:06.641	1:52.853	43.157	120.709	33.829	35.867
2	14:21:32.637	1:52.768	43.344	129.304	33.807	35.617	15	14:46:13.109	2:06.468	42.816	121.246	33.991	49.661
3	14:23:25.103	1:52.466	42.797	130.752	33.917	35.752	16	14:48:12.359	1:59.250	44.974	115.587	37.745	36.531
4	14:25:17.214	1:52.111	42.521	130.752	33.880	35.710	(6) Scott Howard						
5	14:27:07.886	1:50.672	42.163	<b>131.594</b>	33.480	35.029	1	14:19:44.924	1:57.507	45.730	126.894	34.482	37.295
6	14:28:58.602	1:50.716	42.204	130.752	33.517	<b>34.995</b>	2	14:21:39.465	1:54.541	43.224	128.693	34.287	37.030
7	14:30:49.606	1:51.004	42.148	127.688	33.450	35.406	3	14:23:33.704	1:54.239	43.276	129.921	34.195	36.768
8	14:32:41.766	1:52.160	42.935	130.752	33.533	35.692	4	14:25:35.784	2:02.080	42.951	128.896	34.359	44.770
9	14:34:32.650	1:50.884	42.214	129.509	33.484	35.186	5	14:27:29.951	1:54.167	42.800	127.688	33.798	37.569
10	14:36:24.449	1:51.799	42.578	129.714	33.594	35.627	6	14:29:25.221	1:55.270	43.719	120.888	34.510	37.041
11	14:38:16.061	1:51.612	42.439	129.304	33.919	35.254	7	14:31:18.952	1:53.731	42.909	128.896	34.050	36.772
12	14:40:07.107	1:51.046	41.747	130.752	33.682	35.617	8	14:33:12.806	1:53.854	43.006	128.088	34.500	<b>36.298</b>
13	14:41:57.283	<b>1:50.176</b>	<b>41.637</b>	130.752	<b>33.288</b>	35.251	9	14:35:08.741	1:55.935	42.765	125.530	34.267	38.903
14	14:43:49.516	1:52.233	42.450	120.000	33.976	35.807	10	14:37:02.916	1:54.175	42.894	128.289	33.881	37.400
15	14:45:42.576	1:53.060	42.405	124.573	34.170	36.485	11	14:38:57.682	1:54.766	44.281	129.509	33.921	36.564
16	14:47:44.586	2:02.010	44.580	103.052	36.456	40.974	12	14:40:51.891	1:54.209	42.952	124.763	34.447	36.810
(188) Bradford Sofronas							13	14:42:45.774	1:53.883	<b>42.762</b>	128.289	33.818	37.303
1	14:19:41.420	1:54.246	43.848	123.258	33.567	36.831	14	14:44:39.545	1:53.771	42.998	126.698	34.108	36.665
2	14:21:33.764	1:52.344	42.812	124.195	33.626	35.906	15	14:46:32.810	1:53.265	43.330	<b>130.543</b>	<b>33.397</b>	36.538
3	14:23:25.551	<b>1:51.787</b>	42.376	<b>127.092</b>	33.770	<b>35.641</b>	16	14:48:26.022	<b>1:53.212</b>	43.034	126.502	33.847	36.331
4	14:25:18.997	1:53.446	42.675	124.573	33.980	36.791	(8) Rob Davis						
5	14:27:11.324	1:52.327	42.673	126.111	<b>33.411</b>	36.243	1	14:19:46.560	1:58.276	46.058	<b>124.573</b>	35.010	37.208
6	14:29:03.883	1:52.559	42.666	124.954	33.558	36.335	2	14:21:43.883	1:57.323	44.942	124.195	<b>34.873</b>	37.508
7	14:30:56.027	1:52.144	42.325	126.894	33.765	36.054	3	14:23:40.874	1:56.991	43.487	122.152	35.577	37.927
8	14:32:48.985	1:52.958	42.407	126.502	33.828	36.723	4	14:25:37.563	1:56.689	43.814	124.195	35.421	37.454
9	14:34:41.507	1:52.522	<b>42.239</b>	125.530	33.949	36.334	5	14:27:34.205	1:56.642	43.325	123.444	35.184	38.133
10	14:36:33.858	1:52.351	42.694	125.723	33.684	35.973	6	14:29:30.027	1:55.822	43.501	122.335	35.200	37.121


Chief of Timing & Scoring

Orbits

Race Director

www.mylaps.com

censed to: Sports Car Club of America



Buttonwillow Hoosier Super Tour


Group 6 GT1,GT2,GT3,AS,T1

Buttonwillow 2.920 miles

Grp 6 GT1,GT2,GT3,AS,T1 Race 2

4/29/2018 14:15

Race (35:00 or 17 Laps) started at 14:17:45



Lap	Time of Day	Lap Tm	S1 Tm	SPd	S2 Tm	S3 Tm	Lap	Time of Day	Lap Tm	S1 Tm	SPd	S2 Tm	S3 Tm
7	14:31:25.730	1:55.703	43.616	123.072	35.216	<b>36.871</b>	6	14:30:16.530	2:03.138	45.814	103.574	37.963	39.361
8	14:33:22.244	1:56.514	43.605	123.631	35.534	37.375	7	14:32:20.202	2:03.672	45.374	112.873	36.976	41.322
9	14:35:18.651	1:56.407	43.255	122.703	35.124	38.028	8	14:34:24.569	2:04.367	47.072	119.649	37.811	39.484
10	14:37:13.671	<b>1:55.020</b>	<b>43.020</b>	122.152	35.076	36.924	9	14:36:28.190	2:03.621	45.578	118.263	37.234	40.809
11	14:39:11.245	1:57.574	44.769	122.335	35.498	37.307	10	14:38:31.894	2:03.704	45.840	107.104	38.433	39.431
12	14:41:08.951	1:57.706	43.783	121.970	35.690	38.233	11	14:40:38.289	2:06.395	46.949	97.402	38.731	40.715
13	14:43:06.771	1:57.820	43.880	120.000	35.398	38.542	12	14:42:40.035	2:01.746	45.547	119.649	37.296	38.903
14	14:45:04.584	1:57.813	43.946	123.818	36.265	37.602	13	14:44:43.169	2:03.134	<b>45.372</b>	90.498	37.629	40.133
15	14:47:02.035	1:57.451	43.984	121.607	35.827	37.640	14	14:46:46.467	2:03.298	46.163	118.779	37.242	39.893
16	14:49:02.337	2:00.302	44.428	120.888	36.379	39.495	15	14:48:52.731	2:06.264	46.920	109.691	38.900	40.444

(59) Jose Rodriguez

1	14:19:46.008	1:57.939	45.897	<b>120.531</b>	34.738	37.304
2	14:21:42.159	1:56.151	44.739	120.176	34.613	<b>36.799</b>
3	14:23:36.340	<b>1:54.181</b>	<b>42.849</b>	120.353	<b>34.460</b>	36.872
4	14:25:32.932	1:56.592	43.997	120.000	35.074	37.521
5	14:27:29.088	1:56.156	44.026	115.751	34.908	37.222
6	14:29:27.924	1:58.836	45.242	111.792	35.442	38.152
7	14:31:25.418	1:57.494	43.948	113.816	35.812	37.734
8	14:33:23.196	1:57.778	44.782	112.407	35.506	37.490
9	14:35:20.651	1:57.455	43.585	119.824	35.305	38.565
10	14:37:16.980	1:56.329	43.955	120.000	35.178	37.196
11	14:39:13.807	1:56.827	43.858	119.125	36.027	36.942
12	14:41:11.664	1:57.857	44.006	120.000	35.694	38.157
13	14:43:10.275	1:58.611	44.842	115.915	35.527	38.242
14	14:45:09.072	1:58.797	45.120	112.562	36.072	37.605
15	14:47:14.860	2:05.788	46.634	104.635	38.732	40.422

(61) Scott Graham

1	14:19:58.521	2:09.331	50.886	114.937	39.051	39.394
2	14:22:08.121	2:09.600	47.162	114.937	43.022	39.416
3	14:24:09.723	2:01.602	46.289	116.245	37.162	38.151
4	14:26:34.703	2:24.980	47.198	75.948	41.791	
5	14:28:46.142	2:11.439		108.670	38.663	39.099
6	14:30:47.452	2:01.310		114.937	37.599	38.065
7	14:32:49.860	2:02.408	46.501	<b>116.576</b>	37.024	38.883
8	14:34:50.877	2:01.017	45.657	111.639	37.168	38.192
9	14:36:52.069	2:01.192	45.411	115.751	37.397	38.384
10	14:38:52.195	2:00.126	<b>45.108</b>	115.751	36.660	38.358
11	14:40:52.937	2:00.742	45.640	113.029	37.213	37.889
12	14:42:52.846	1:59.909	45.388	115.915	36.736	37.785
13	14:44:54.630	2:01.784	45.470	116.410	37.010	39.304
14	14:46:54.304	<b>1:59.674</b>	45.357	115.587	<b>36.637</b>	<b>37.680</b>
15	14:48:56.861	2:02.557	46.435	114.294	37.366	38.756

(71) Igor Lyustin

1	14:19:48.640	1:59.913	46.457	<b>127.290</b>	<b>35.887</b>	<b>37.599</b>
2	14:21:47.640	<b>1:59.000</b>	<b>44.294</b>	126.502	36.342	38.364
3	14:23:47.282	1:59.642	44.588	121.970	36.390	38.664
4	14:25:51.029	2:03.747	45.924	118.263	38.137	39.686
5	14:27:51.837	2:00.808	45.088	116.743	37.368	38.352
6	14:29:53.645	2:01.808	44.876	119.125	37.484	39.448
7	14:31:55.501	2:01.856	45.135	126.306	38.056	38.665
8	14:33:55.254	1:59.753	45.064	123.258	36.388	38.301
9	14:35:55.833	2:00.579	45.305	123.631	36.758	38.516
10	14:37:55.795	1:59.962	44.887	123.631	36.625	38.450
11	14:39:56.013	2:00.218	45.092	124.763	36.385	38.741
12	14:41:56.298	2:00.285	45.670	123.444	36.342	38.273
13	14:43:56.235	1:59.937	45.196	124.384	36.695	38.046
14	14:45:56.603	2:00.368	45.574	123.258	36.469	38.325
15	14:47:58.055	2:01.452	45.555	122.703	36.743	39.154

(31) Lynne Griffiths

1	14:19:59.448	2:09.211	50.579	113.816	39.111	39.521
2	14:22:08.783	2:09.335	46.579	110.135	42.365	40.391
3	14:24:12.947	2:04.164	46.717	102.406	37.282	40.165
4	14:26:16.691	2:03.744	<b>46.233</b>	108.960	37.354	40.157
5	14:28:22.640	2:05.949	47.516	101.642	38.020	40.413
6	14:30:26.403	2:03.763	46.922	111.792	37.066	39.775
7	14:32:29.534	2:03.131	46.455	109.987	37.451	39.225
8	14:34:31.386	<b>2:01.852</b>	46.271	<b>115.424</b>	<b>36.547</b>	<b>39.034</b>
9	14:36:37.109	2:05.723	47.874	108.382	37.418	40.431
10	14:38:44.776	2:07.667	47.821	111.792	38.147	41.699
11	14:40:51.755	2:06.979	49.149	111.335	37.636	40.194
12	14:42:56.341	2:04.586	48.064	112.407	37.096	39.426
13	14:45:00.455	2:04.114	47.127	113.658	37.232	39.755
14	14:47:07.352	2:06.897	48.848	112.562	37.846	40.203
15	14:49:11.551	2:04.199	47.292	111.487	37.657	39.250

(44) Bryan MacMillan

1	14:19:53.386	2:04.068	48.857	117.414	36.478	38.733
2	14:22:00.100	2:06.714	46.609	118.092	41.388	38.717
3	14:24:02.298	2:02.198	46.547	119.824	36.406	39.245
4	14:26:06.269	2:03.971	46.706	119.649	36.755	40.510
5	14:28:10.297	2:04.028	46.735	117.077	37.308	39.985
6	14:30:12.654	2:02.357	46.407	118.779	36.900	39.050
7	14:32:13.593	2:00.939	46.056	<b>120.531</b>	36.565	<b>38.318</b>
8	14:34:15.684	2:02.091	46.766	118.952	36.346	38.979
9	14:36:18.094	2:02.410	46.894	119.649	36.634	38.882
10	14:38:20.760	2:02.666	46.591	110.882	36.548	39.527
11	14:40:23.611	2:02.851	46.571	115.424	36.471	39.809
12	14:42:24.484	<b>2:00.873</b>	<b>45.980</b>	120.000	<b>35.768</b>	39.125
13	14:44:32.275	2:07.791	50.531	115.424	36.373	40.887
14	14:46:34.879	2:02.604	46.967	119.299	36.440	39.197
15	14:48:37.431	2:02.552	47.281	118.263	36.538	38.733

(73) Lee Arioto

1	14:19:41.974	1:54.762	44.272	127.688	33.403	37.087
2	14:21:34.237	1:52.263	43.060	124.384	33.597	35.606
3	14:23:26.413	1:52.176	43.024	124.384	33.338	35.814
4	14:25:19.084	1:52.671	42.570	130.127	33.636	36.465
5	14:27:08.892	<b>1:49.808</b>	41.687	129.714	<b>32.802</b>	35.319
6	14:28:59.980	1:51.088	42.645	122.335	32.872	35.571
7	14:30:51.004	1:51.024	42.250	124.384	33.132	35.642
8	14:32:43.954	1:52.950	43.007	123.444	33.951	35.992
9	14:34:35.352	1:51.398	<b>41.531</b>	125.145	<b>34.727</b>	<b>35.140</b>
10	14:36:26.689	1:51.337	41.917	126.502	33.650	35.770
11	14:38:18.246	1:51.557	42.100	124.195	33.501	35.956
12	14:40:09.249	1:51.003	41.977	129.509	33.656	35.370
13	14:42:03.607	1:54.358	42.096	<b>131.172</b>	33.286	38.976

(88) Carl Fung

1	14:19:55.550	2:04.062	48.731	119.649	36.549	<b>38.782</b>
2	14:22:07.113	2:11.563	45.753	118.435	46.121	39.689
3	14:24:09.113	2:02.000	45.425	119.299	36.995	39.580
4	14:26:10.600	<b>2:01.487</b>	45.468	<b>120.709</b>	<b>36.485</b>	39.534
5	14:28:13.392	2:02.792	45.986	119.125	37.410	39.396

(15) Wolfgang Maiké

1	14:19:51.809	<b>2:03.338</b>	47.991	<b>114.614</b>	<b>36.053</b>	39.294
2	14:22:21.902	2:30.093	<b>45.272</b>	94.147	:02.791	42.030
3	14:24:26.750	2:04.848	47.873	109.987	37.161	39.814
4	14:26:33.574	2:06.824	47.805	113.975	36.860	42.159
5	14:28:38.829	2:05.255	47.617	111.945	37.320	40.318
6	14:30:45.257	2:06.428	48.046	103.837	37.793	40.589
7	14:32:55.073	2:09.816	52.780	113.816	36.792	40.244

Chief of Timing & Scoring

Race Director

Orbits

www.mylaps.com

censed to: Sports Car Club of America



Buttonwillow Hoosier Super Tour


Group 6 GT1,GT2,GT3,AS,T1

Buttonwillow 2.920 miles

Grp 6 GT1,GT2,GT3,AS,T1 Race 2

4/29/2018 14:15

Race (35:00 or 17 Laps) started at 14:17:45



Lap	Time of Day	Lap Tm	S1 Tm	SPd	S2 Tm	S3 Tm	Lap	Time of Day	Lap Tm	S1 Tm	SPd	S2 Tm	S3 Tm
8	14:35:02.182	2:07.109	48.622	104.102	37.578	40.909							
9	14:37:10.749	2:08.567	49.285	111.184	37.682	41.600							
10	14:39:16.306	2:05.557	49.315	111.335	37.291	<b>38.951</b>							
11	14:41:21.219	2:04.913	47.270	107.244	36.595	41.048							

(48) Doug Ruthroff

1	14:19:52.123	2:03.223	47.850	110.732	<b>36.087</b>	39.286
2	14:22:10.613	2:18.490	45.324	85.481	52.982	40.184
3	14:24:10.671	<b>2:00.058</b>	45.518	117.077	36.310	<b>38.230</b>
4	14:26:12.332	2:01.661	45.336	<b>117.414</b>	36.554	39.771
5	14:28:14.648	2:02.316	47.022	116.410	36.279	39.015
6	14:30:15.779	2:01.131	45.532	112.099	36.605	38.994

(23) Keith Gillespie

1	14:20:08.526	2:17.233	51.271	101.642	43.604	42.358
2	14:22:22.727	2:14.201	47.822	95.356	43.258	43.121
3	14:24:35.964	2:13.237	49.146	101.895	41.108	42.983
4	14:26:47.593	2:11.629	48.675	105.581	41.106	41.848
5	14:28:57.508	<b>2:09.915</b>	47.825	<b>105.718</b>	40.191	41.899
6	14:31:09.873	2:12.365	50.659	102.922	<b>39.975</b>	<b>41.731</b>

(75) Darrell Anderson

1	14:20:00.225	2:09.871	51.375	102.022	38.802	39.694
2	14:22:09.257	2:09.032	<b>46.050</b>	103.182	43.407	<b>39.575</b>
3	14:24:13.505	<b>2:04.248</b>	46.569	106.406	37.674	40.005

(112) Mike Henderson

1	14:19:51.120	2:01.212	48.678	122.335	<b>34.165</b>	38.369
2	14:21:45.603	<b>1:54.483</b>	<b>43.916</b>	<b>128.491</b>	34.430	<b>36.137</b>

(7) Christopher Qualls

1	14:19:58.520	2:07.033				
---	--------------	----------	--	--	--	--

Chief of Timing & Scoring

Orbits

Race Director

www.mylaps.com

censed to: Sports Car Club of America