

Buttonwillow Hoosier Super Tour


Group 8 FA,FM

Buttonwillow 2.920 miles

Grp 8 FA,FM Race 2

4/29/2018 16:20

Race (35:00 or 17 Laps) started at 16:23:48



Lap	Time of Day	Lap Tm	S1 Tm	SPd	S2 Tm	S3 Tm	Lap	Time of Day	Lap Tm	S1 Tm	SPd	S2 Tm	S3 Tm
(14) John Purcell							10	16:41:37.411	1:45.471	40.179	124.195	31.779	33.513
1	16:25:32.831	1:44.258	40.041	125.723	30.933	33.284	11	16:43:22.670	1:45.259	39.848	124.384	31.919	33.492
2	16:27:16.653	1:43.822	39.274	124.763	30.988	33.560	12	16:45:09.316	1:46.646	40.008	124.195	31.767	34.871
3	16:29:00.877	1:44.224	40.120	126.502	30.788	33.336	13	16:46:54.587	1:45.271	39.952	124.763	31.792	33.527
4	16:30:44.303	1:43.426	39.930	125.337	30.501	32.995	14	16:48:41.273	1:46.686	41.309	124.763	32.077	33.300
5	16:32:26.912	1:42.609	39.442	126.306	30.203	32.964	15	16:50:27.761	1:46.488	40.761	124.573	32.348	33.379
6	16:34:08.987	1:42.075	38.617	126.894	30.463	32.995	16	16:52:12.861	1:45.100	39.960	125.337	31.749	33.391
7	16:35:52.857	1:43.870	38.965	127.887	31.478	33.427	17	16:53:58.226	1:45.365	39.992	123.631	31.923	33.450
8	16:37:35.899	1:43.042	39.038	126.306	30.853	33.151	(41) Robert Meritt						
9	16:39:18.811	1:42.912	39.096	127.887	30.379	33.437	1	16:25:42.541	1:53.085	45.172	123.631	33.457	34.466
10	16:41:02.083	1:43.272	39.606	127.290	30.386	33.280	2	16:27:29.245	1:46.704	40.379	124.195	31.791	34.534
11	16:42:47.221	1:45.138	38.998	126.894	31.179	34.961	3	16:29:16.720	1:47.475	41.086	122.703	32.085	34.304
12	16:44:29.928	1:42.707	38.881	127.488	30.465	33.361	4	16:31:03.701	1:46.981	40.576	123.631	31.780	34.625
13	16:46:12.349	1:42.421	38.872	126.306	30.462	33.087	5	16:32:49.968	1:46.267	39.916	122.152	32.421	33.900
14	16:47:56.382	1:44.033	39.495	128.088	30.533	34.005	6	16:34:36.623	1:46.655	40.633	123.818	31.919	34.103
15	16:49:40.899	1:44.517	40.415	128.491	30.747	33.355	7	16:36:22.115	1:45.492	39.694	126.111	31.911	33.887
16	16:51:24.725	1:43.826	39.885	127.888	30.545	33.396	8	16:38:08.019	1:45.904	39.665	124.763	31.687	34.552
17	16:53:08.176	1:43.451	39.677	126.698	30.517	33.257	9	16:39:53.809	1:45.790	40.219	125.337	31.499	34.072
(37) Jay Horak							10	16:41:39.114	1:45.305	39.957	124.763	31.430	33.918
1	16:25:34.293	1:45.625	40.713	123.258	31.598	33.314	11	16:43:24.157	1:45.043	39.713	124.954	31.678	33.652
2	16:27:18.419	1:44.126	39.473	123.258	31.303	33.350	12	16:45:10.317	1:46.160	39.712	124.954	31.321	35.127
3	16:29:02.178	1:43.759	39.137	124.006	31.366	33.256	13	16:46:56.527	1:46.210	40.647	124.006	31.975	33.588
4	16:30:46.148	1:43.970	39.805	122.703	31.134	33.031	14	16:48:42.860	1:46.333	40.668	124.195	32.065	33.600
5	16:32:29.799	1:43.651	39.071	123.072	31.370	33.210	15	16:50:28.871	1:46.011	40.544	125.145	31.559	33.908
6	16:34:13.796	1:43.997	39.180	123.258	31.670	33.147	16	16:52:13.281	1:44.410	39.542	126.111	31.454	33.414
7	16:35:57.941	1:44.145	39.013	125.337	31.313	33.819	17	16:53:58.940	1:45.659	39.974	123.258	31.903	33.782
8	16:37:41.694	1:43.753	39.322	125.723	31.191	33.240	(10) Vincent Tjelmeland						
9	16:39:25.503	1:43.809	39.202	124.384	31.255	33.352	1	16:25:41.815	1:52.770	44.670	122.335	33.234	34.566
10	16:41:09.054	1:43.551	38.957	124.954	31.243	33.351	2	16:27:28.564	1:46.749	40.524	123.072	31.882	34.343
11	16:42:51.886	1:42.832	38.855	124.195	31.036	32.941	3	16:29:15.621	1:47.057	40.557	123.444	31.565	34.935
12	16:44:35.146	1:43.260	38.848	124.006	31.148	33.264	4	16:31:03.242	1:47.621	40.985	123.072	31.780	34.856
13	16:46:20.406	1:45.260	39.498	124.195	31.237	34.525	5	16:32:50.902	1:47.660	40.226	124.006	32.789	34.645
14	16:48:03.502	1:43.096	38.777	125.337	31.167	33.152	6	16:34:37.700	1:46.798	40.487	126.111	31.791	34.520
15	16:49:48.842	1:45.340	39.929	124.573	31.314	34.097	7	16:36:22.814	1:45.114	39.657	126.894	31.495	33.962
16	16:51:32.108	1:43.266	39.071	125.337	31.054	33.141	8	16:38:08.625	1:45.811	39.878	126.111	31.428	34.505
17	16:53:17.704	1:45.596	40.315	122.519	31.836	33.445	9	16:39:54.432	1:45.807	40.246	125.917	31.266	34.295
(36) Chris Emanuel							10	16:41:40.162	1:45.730	39.985	124.384	31.677	34.068
1	16:25:38.589	1:49.627	43.124	126.894	32.056	34.447	11	16:43:25.388	1:45.226	39.788	123.631	31.417	34.021
2	16:27:24.508	1:45.919	40.889	125.917	30.904	34.126	12	16:45:12.035	1:46.647	40.217	124.384	31.467	34.963
3	16:29:12.031	1:47.523	41.477	129.304	31.716	34.330	13	16:46:57.998	1:45.963	40.865	125.723	31.295	33.803
4	16:30:59.195	1:47.164	41.929	125.723	30.769	34.466	14	16:48:43.283	1:45.285	40.216	126.111	31.315	33.754
5	16:32:45.355	1:46.160	40.426	125.145	30.657	35.077	15	16:50:29.607	1:46.324	41.283	124.763	31.371	33.670
6	16:34:31.343	1:45.988	40.380	129.509	31.486	34.122	16	16:52:14.626	1:45.019	39.906	125.145	31.154	33.959
7	16:36:16.209	1:44.866	39.931	131.383	31.209	33.726	17	16:54:00.521	1:45.895	39.406	123.072	32.335	34.154
8	16:38:01.267	1:45.058	39.734	131.806	30.879	34.445	(25) Courtney Crone						
9	16:39:46.846	1:45.579	40.284	131.594	30.906	34.389	1	16:25:39.998	1:50.969	43.572	119.824	32.885	34.512
10	16:41:32.473	1:45.627	40.686	129.100	31.261	33.680	2	16:27:26.958	1:46.960	39.998	119.849	32.401	34.561
11	16:43:16.593	1:44.120	39.678	129.304	30.660	33.782	3	16:29:13.225	1:46.267	39.867	121.246	31.975	34.425
12	16:45:01.322	1:44.729	39.737	128.491	31.390	33.602	4	16:31:01.538	1:48.313	41.276	119.474	32.328	34.709
13	16:46:46.173	1:44.851	39.511	127.290	31.282	34.058	5	16:32:47.863	1:46.325	39.835	120.709	31.913	34.577
14	16:48:34.574	1:48.401	42.094	128.693	31.720	34.587	6	16:34:34.053	1:46.190	39.796	121.246	32.281	34.113
15	16:50:22.031	1:47.457	41.654	130.752	31.448	34.355	7	16:36:21.311	1:47.258	39.888	118.779	32.994	34.376
16	16:52:07.385	1:45.354	41.215	131.806	30.242	33.897	8	16:38:07.178	1:45.867	39.711	122.519	32.031	34.125
17	16:53:54.691	1:47.306	40.757	128.289	31.653	34.896	9	16:39:53.124	1:45.946	39.680	122.335	32.017	34.249
(44) Sean Prewett							10	16:41:38.634	1:45.510	39.464	120.888	31.958	34.088
1	16:25:37.034	1:48.282	41.829	124.195	32.380	34.073	11	16:43:24.630	1:45.996	39.617	119.649	32.191	34.188
2	16:27:23.907	1:46.873	40.361	123.444	32.518	33.994	12	16:45:10.973	1:46.343	39.941	120.176	32.189	34.213
3	16:29:13.012	1:49.105	41.278	123.631	32.450	35.377	13	16:46:58.537	1:47.564	40.736	120.709	32.348	34.480
4	16:31:00.003	1:46.991	41.268	122.703	32.173	33.550	14	16:48:45.725	1:47.188	40.575	120.353	32.211	34.402
5	16:32:47.044	1:47.041	40.407	124.384	32.306	34.328	15	16:50:32.852	1:47.127	40.348	121.426	32.661	34.118
6	16:34:33.182	1:46.138	40.167	124.763	32.296	33.675	16	16:52:20.379	1:47.527	40.528	120.176	32.690	34.309
7	16:36:20.632	1:47.450	40.372	123.631	33.447	33.631	17	16:54:06.853	1:46.474	40.017	119.299	32.261	34.196
8	16:38:06.261	1:45.629	39.973	125.530	31.922	33.734	(13) Rayce Dykstra						
9	16:39:51.940	1:45.679	39.930	125.337	32.004	33.745	1	16:25:40.984	1:52.105	44.843	120.531	32.554	34.708


Chief of Timing & Scoring

Orbits

Race Director

www.mylaps.com

censed to: Sports Car Club of America



Buttonwillow Hoosier Super Tour


Group 8 FA,FM

Buttonwillow 2.920 miles

Grp 8 FA,FM Race 2

4/29/2018 16:20

Race (35:00 or 17 Laps) started at 16:23:48



Lap	Time of Day	Lap Tm	S1 Tm	SPd	S2 Tm	S3 Tm	Lap	Time of Day	Lap Tm	S1 Tm	SPd	S2 Tm	S3 Tm
2	16:27:28.041	1:47.057	40.151	120.709	32.011	34.895	13	16:47:26.289	1:48.785	40.613	116.080	33.077	35.095
3	16:29:14.554	1:46.513	40.208	120.709	31.894	34.411	14	16:49:18.409	1:52.120	42.745	115.099	34.067	35.308
4	16:31:01.326	1:46.772	40.236	121.970	32.148	34.388	15	16:51:08.958	1:50.549	41.600	115.099	33.598	35.351
5	16:32:49.404	1:48.078	40.462	120.888	31.758	35.858	16	16:52:59.002	1:50.044	41.010	113.816	33.500	35.534
6	16:34:37.734	1:48.330	41.518	121.067	32.003	34.809	17	16:54:48.367	1:49.365	40.980	115.099	33.213	35.172
7	16:36:25.493	1:47.759	41.167	122.519	31.820	34.772	(78) Brad Drew						
8	16:38:11.916	1:46.423	40.351	122.335	31.708	34.364	1	16:25:44.911	1:55.287	44.856	114.134	34.589	35.842
9	16:39:58.225	1:46.309	40.220	121.246	31.687	34.402	2	16:27:36.267	1:51.356	41.613	115.424	33.704	36.039
10	16:41:44.222	1:45.997	39.862	120.353	31.679	34.456	3	16:29:26.891	1:50.624	41.842	114.937	33.294	35.488
11	16:43:30.344	1:46.122	39.971	120.531	31.583	34.569	4	16:31:16.849	1:49.958	41.703	114.454	32.964	35.291
12	16:45:16.467	1:46.123	39.790	119.649	31.839	34.494	5	16:33:07.316	1:50.467	41.366	114.937	33.417	35.684
13	16:47:02.917	1:46.450	40.040	121.607	31.438	34.972	6	16:34:57.357	1:50.041	41.327	115.915	33.221	35.493
14	16:48:49.775	1:46.858	40.519	119.824	31.939	34.400	7	16:36:47.573	1:50.216	41.399	116.743	33.277	35.540
15	16:50:36.693	1:46.918	40.646	121.246	31.642	34.630	8	16:38:37.003	1:50.330	41.450	116.080	33.341	35.539
16	16:52:22.593	1:45.900	40.032	120.531	31.579	34.289	9	16:40:28.871	1:50.968	41.483	116.576	33.782	35.703
17	16:54:08.136	1:45.543	39.907	120.176	31.503	34.133	10	16:42:19.135	1:50.264	41.355	114.134	33.207	35.702
(42) Mike Anderson							11	16:44:09.294	1:50.159	41.406	114.454	33.286	35.467
1	16:25:44.707	1:54.998	45.541	117.922	33.756	35.701	12	16:45:59.414	1:50.120	41.317	115.261	33.028	35.775
2	16:27:33.878	1:49.171	40.319	120.709	32.609	36.243	13	16:47:49.354	1:49.940	41.550	115.587	32.961	35.429
3	16:29:20.721	1:46.843	40.254	119.824	32.255	34.334	14	16:49:40.395	1:51.041	42.208	115.915	33.206	35.627
4	16:31:07.550	1:46.829	40.244	119.125	32.335	34.250	15	16:51:30.637	1:50.242	42.031	116.080	33.028	35.183
5	16:32:54.913	1:47.363	40.291	119.649	32.467	34.605	16	16:53:20.827	1:50.190	41.387	114.937	33.317	35.486
6	16:34:42.201	1:47.288	39.989	119.649	32.891	34.408	(23) Daryl Wizelman						
7	16:36:29.017	1:46.816	39.791	121.426	32.500	34.525	1	16:25:47.339	1:57.048	46.940	124.195	34.394	35.714
8	16:38:14.971	1:45.954	39.493	121.426	32.168	34.293	2	16:27:38.535	1:51.196	42.002	124.763	33.640	35.554
9	16:40:01.142	1:46.171	39.815	120.888	32.103	34.253	3	16:29:33.306	1:54.771	43.983	104.904	34.777	36.011
10	16:41:47.441	1:46.299	39.775	119.649	32.266	34.258	4	16:31:24.942	1:51.636	42.056	117.414	33.240	36.340
11	16:43:33.940	1:46.499	39.662	119.824	32.434	34.403	5	16:33:17.219	1:52.277	42.552	123.818	33.706	36.019
12	16:45:20.076	1:46.136	39.576	119.649	32.266	34.294	6	16:35:06.003	1:48.784	41.480	124.573	32.627	34.677
13	16:47:06.607	1:46.531	39.959	120.000	32.234	34.338	7	16:36:54.879	1:48.876	41.404	125.917	32.372	35.100
14	16:48:53.268	1:46.661	40.140	119.649	32.308	34.213	8	16:38:44.675	1:49.796	41.923	123.444	33.064	34.809
15	16:50:40.328	1:47.060	40.395	120.176	32.397	34.268	9	16:40:33.494	1:48.819	40.819	124.195	32.997	35.003
16	16:52:26.991	1:46.663	40.160	120.353	32.348	34.155	10	16:42:23.097	1:49.603	41.580	124.573	32.731	35.292
17	16:54:14.182	1:47.191	40.155	118.779	32.649	34.387	11	16:44:13.604	1:50.507	41.591	123.631	32.934	35.982
(67) Bill Weaver							12	16:46:04.207	1:50.603	42.267	123.258	33.287	35.049
1	16:25:44.199	1:54.873	44.990	115.099	34.417	35.466	13	16:47:52.288	1:48.081	41.024	123.444	32.649	34.408
2	16:27:32.491	1:48.292	40.349	117.245	33.027	34.916	14	16:49:42.698	1:50.410	42.176	125.145	32.834	35.400
3	16:29:20.039	1:47.548	40.419	115.424	32.795	34.334	15	16:51:31.817	1:49.119	41.809	124.954	32.590	34.720
4	16:31:07.321	1:47.282	40.192	115.751	32.677	34.413	16	16:53:23.164	1:51.347	42.762	122.887	32.722	35.863
5	16:32:54.798	1:47.477	40.094	116.910	32.564	34.819	(09) Scott Hufferaker						
6	16:34:44.336	1:49.538	40.638	116.910	33.769	35.131	1	16:26:37.293	1:49.968	41.834	113.816	33.199	34.935
7	16:36:32.899	1:48.563	40.037	117.752	33.573	34.953	2	16:28:24.296	1:47.003	39.448	115.099	32.818	34.737
8	16:38:20.972	1:48.073	39.819	113.658	33.436	34.818	3	16:30:10.693	1:46.397	39.595	114.775	32.386	34.416
9	16:40:07.924	1:46.952	39.781	117.922	32.692	34.479	4	16:31:57.372	1:46.679	39.664	114.134	32.423	34.592
10	16:41:55.138	1:47.214	40.021	116.410	32.664	34.529	5	16:33:44.276	1:46.904	39.200	115.751	32.640	35.064
11	16:43:42.071	1:46.933	40.003	117.414	32.414	34.516	6	16:35:30.796	1:46.520	39.307	116.576	32.519	34.694
12	16:45:29.378	1:47.307	39.870	116.080	32.837	34.600	7	16:37:18.844	1:48.048	39.135	117.077	34.239	34.674
13	16:47:18.212	1:48.834	40.064	116.080	34.056	34.714	8	16:39:04.594	1:45.750	39.220	117.245	32.110	34.420
14	16:49:07.426	1:49.214	41.399	117.414	33.210	34.605	9	16:40:50.813	1:46.219	39.488	116.576	32.333	34.398
15	16:50:55.306	1:47.880	40.536	117.922	32.793	34.551	10	16:42:39.166	1:48.353	39.140	115.587	33.263	35.950
16	16:52:42.774	1:47.468	40.217	117.245	32.702	34.549	11	16:44:29.797	1:50.631	40.844	112.099	34.249	35.538
17	16:54:30.270	1:47.496	40.007	117.414	32.765	34.724	12	16:46:16.828	1:47.031	40.020	115.915	32.525	34.486
(35) Bryson Lew							13	16:48:03.033	1:46.205	39.334	116.245	32.237	34.634
1	16:25:43.503	1:54.334	44.938	119.474	33.731	35.665	14	16:49:53.732	1:50.699	40.825	114.614	34.105	35.769
2	16:27:33.007	1:49.504	40.826	117.583	33.167	35.511	15	16:51:40.867	1:47.135	40.210	116.743	32.462	34.463
3	16:29:21.566	1:48.559	40.855	118.779	32.516	35.188	16	16:53:33.237	1:52.370	41.488	112.562	34.784	36.098
4	16:31:08.673	1:47.107	40.493	118.092	32.412	34.202	(26) Ryan McElwee						
5	16:32:56.592	1:47.919	40.241	118.263	32.938	34.740	1	16:26:38.871	1:51.503	42.973	114.294	33.198	35.332
6	16:34:45.755	1:49.163	40.405	118.263	33.303	35.455	2	16:28:26.735	1:47.864	39.988	114.937	32.984	34.892
7	16:36:34.377	1:48.622	40.912	119.824	32.677	35.033	3	16:30:14.110	1:47.375	39.940	113.816	32.753	34.682
8	16:38:23.800	1:49.423	39.985	109.987	34.257	35.181	4	16:32:01.317	1:47.207	39.595	113.500	32.712	34.900
9	16:40:12.110	1:48.310	40.485	118.092	32.822	35.003	5	16:33:49.129	1:47.812	39.514	114.614	33.019	35.279
10	16:42:00.091	1:47.981	40.108	115.751	33.123	34.750	6	16:35:37.963	1:48.834	39.778	111.033	33.254	35.802
11	16:43:48.382	1:48.291	40.059	116.245	33.299	34.933	7	16:37:24.784	1:46.821	39.602	116.576	32.520	34.699
12	16:45:37.504	1:49.122	40.540	115.261	33.254	35.328							


Chief of Timing & Scoring

Orbits

Race Director

www.mylaps.com

censed to: Sports Car Club of America



Buttonwillow Hoosier Super Tour

Group 8 FA,FM

Buttonwillow 2.920 miles

Grp 8 FA,FM Race 2


4/29/2018 16:20

Race (35:00 or 17 Laps) started at 16:23:48

Table with columns: Lap, Time of Day, Lap Tm, S1 Tm, SPd, S2 Tm, S3 Tm. Contains race results for drivers including Woody Yexxa, Calder McWhinney, Bruce Carpenter, Kyle Loh, Lars Jensen, Ritchie Hollingsworth, Alexander Comfeld, and Bruce Semler.

Chief of Timing & Scoring: Race Director. Orbits: www.mylaps.com

Printed: 4/29/2018 4:55:15 PM censed to: Sports Car Club of America



Buttonwillow Hoosier Super Tour


Group 8 FA,FM

Buttonwillow 2.920 miles

Grp 8 FA,FM Race 2

4/29/2018 16:20

Race (35:00 or 17 Laps) started at 16:23:48



Lap	Time of Day	Lap Tm	S1 Tm	SPd	S2 Tm	S3 Tm	Lap	Time of Day	Lap Tm	S1 Tm	SPd	S2 Tm	S3 Tm
4	16:31:24.480	1:52.940	42.448	111.639	34.301	36.191							
5	16:33:18.499	1:54.019	42.157	111.639	34.410	37.452							
6	16:35:11.115	1:52.616	42.071	113.186	34.330	36.215							
7	16:37:03.861	1:52.746	42.195	110.135	34.372	36.179							
8	16:38:55.635	1:51.774	41.873	113.343	33.978	35.923							
9	16:40:47.390	1:51.755	41.797	113.029	33.991	35.967							
10	16:42:39.474	1:52.084	41.560	112.562	33.935	36.589							
11	16:44:30.449	1:50.975	41.089	114.294	33.754	36.132							
12	16:46:21.778	1:51.329	41.699	115.261	33.415	36.215							

(77) Derry O'Donovan

1	16:25:46.395	1:56.560	46.468	116.410	34.307	35.785
2	16:27:37.763	1:51.368	41.987	117.245	33.437	35.944

Chief of Timing & Scoring

Orbits

Race Director

www.mylaps.com

censed to: Sports Car Club of America