

2018 National Championship Sonoma

EP/GTL

Sonoma Raceway 2.520 miles

EP Race

10/21/2018 09:35

Race (40:00 or 20 Laps) started at 9:38:19

Table with 7 columns: Lap, Time of Day, Lap Tm, S1 Tm, S2 Tm, SPd, S3 Tm. Driver: (71) Matt Reynolds. Laps 1-20.

Table with 7 columns: Lap, Time of Day, Lap Tm, S1 Tm, S2 Tm, SPd, S3 Tm. Driver: (63) Joe Moser. Laps 1-20.

Table with 7 columns: Lap, Time of Day, Lap Tm, S1 Tm, S2 Tm, SPd, S3 Tm. Driver: (50) Aaron Downey. Laps 1-20.

Table with 7 columns: Lap, Time of Day, Lap Tm, S1 Tm, S2 Tm, SPd, S3 Tm. Driver: (4) Glen McCready. Laps 1-20.

Table with 7 columns: Lap, Time of Day, Lap Tm, S1 Tm, S2 Tm, SPd, S3 Tm. Driver: (88) Darren Dilley. Laps 1-20.

Table with 7 columns: Lap, Time of Day, Lap Tm, S1 Tm, S2 Tm, SPd, S3 Tm. Driver: (34) Jesse Prather. Laps 1-20.

Table with 7 columns: Lap, Time of Day, Lap Tm, S1 Tm, S2 Tm, SPd, S3 Tm. Driver: (42) Philip Royle. Laps 1-20.

Table with 7 columns: Lap, Time of Day, Lap Tm, S1 Tm, S2 Tm, SPd, S3 Tm. Driver: (4) Glen McCready. Laps 1-20.

Bill Skibbe Chief of Timing & Scoring


Orbits

Costa Dunias Chief Steward

Provisional

www.mylaps.com

Licensed to: Sports Car Club of America



2018 National Championship Sonoma

EP/GTL

Sonoma Raceway 2.520 miles

EP Race

10/21/2018 09:35

Race (40:00 or 20 Laps) started at 9:38:19




Table with 7 columns: Lap, Time of Day, Lap Tm, S1 Tm, S2 Tm, SPd, S3 Tm. Rows 3-20.

Table with 7 columns: Lap, Time of Day, Lap Tm, S1 Tm, S2 Tm, SPd, S3 Tm. Rows 5-20.

(40) Kurt Friezsche

Table with 7 columns: Lap, Time of Day, Lap Tm, S1 Tm, S2 Tm, SPd, S3 Tm. Rows 1-19.

(28) William Lamkin

Table with 7 columns: Lap, Time of Day, Lap Tm, S1 Tm, S2 Tm, SPd, S3 Tm. Rows 1-19.

(12) Joe Carr

Table with 7 columns: Lap, Time of Day, Lap Tm, S1 Tm, S2 Tm, SPd, S3 Tm. Rows 1-8.

(7) Larry Cooper

Table with 7 columns: Lap, Time of Day, Lap Tm, S1 Tm, S2 Tm, SPd, S3 Tm. Rows 1-20.

(92) John Mueller

Table with 7 columns: Lap, Time of Day, Lap Tm, S1 Tm, S2 Tm, SPd, S3 Tm. Rows 1-20.

(96) Kale Swifts

Table with 7 columns: Lap, Time of Day, Lap Tm, S1 Tm, S2 Tm, SPd, S3 Tm. Rows 1-4.

Bill Skibbe Chief of Timing & Scoring


Costa Dunias Chief Steward

Orbits

Provisional

www.mylaps.com

Licensed to: Sports Car Club of America



2018 National Championship Sonoma

EP/GTL

Sonoma Raceway 2.520 miles

EP Race

10/21/2018 09:35

Race (40:00 or 20 Laps) started at 9:38:19

Lap	Time of Day	Lap Tm	S1 Tm	S2 Tm	SPd	S3 Tm
9	9:56:07.008	1:58.006	42.501	49.248	92.490	26.257
10	9:58:06.388	1:59.380	42.205	49.711	91.065	27.464
11	10:00:02.792	1:56.404	40.991	<b>48.696</b>	90.599	26.717
12	10:02:02.353	1:59.561	41.545	51.491	89.834	26.525
13	10:04:00.211	1:57.858	41.646	49.337	89.834	26.875
14	10:05:56.979	1:56.768	41.283	48.766	86.194	26.719
15	10:07:54.624	1:57.645	41.575	49.969	92.651	26.101
16	10:09:52.818	1:58.194	41.890	49.986	85.916	26.318
17	10:11:48.971	1:56.153	41.191	49.145	<b>93.630</b>	<b>25.817</b>
18	10:13:46.801	1:57.830	41.369	49.195	84.819	27.266
19	10:15:46.507	1:59.706	42.474	50.079	87.759	27.153

Lap	Time of Day	Lap Tm	S1 Tm	S2 Tm	SPd	S3 Tm
-----	-------------	--------	-------	-------	-----	-------

(25) Mark Weber

1	9:40:30.174	2:08.237	47.882	53.028	84.415	27.327
2	9:42:30.627	2:00.453	42.914	50.561	85.091	26.978
3	9:44:31.698	2:01.071	43.135	50.678	83.357	27.258
4	9:46:34.268	2:02.570	43.149	51.797	77.299	27.624
5	9:48:36.084	2:01.816	43.104	51.373	81.318	27.339
6	9:50:37.996	2:01.912	43.580	51.088	81.070	27.244
7	9:52:40.487	2:02.491	43.231	52.104	84.550	27.156
8	9:54:45.379	2:04.892	45.182	52.321	78.555	27.389
9	9:56:46.538	2:01.159	42.761	51.605	81.818	26.793
10	9:58:46.983	2:00.445	42.913	50.849	84.015	26.683
11	10:00:45.925	1:58.942	41.874	50.275	87.470	26.793
12	10:02:45.898	1:59.973	41.908	50.930	87.040	27.135
13	10:04:47.061	2:01.163	42.407	50.773	84.550	27.983
14	10:06:46.377	1:59.316	42.536	50.481	94.294	26.299
15	10:08:44.266	<b>1:57.889</b>	42.126	<b>49.549</b>	95.137	<b>26.214</b>
16	10:10:43.070	1:58.804	42.151	50.381	89.231	26.272
17	10:12:47.840	2:04.770	<b>41.846</b>	50.754	<b>95.308</b>	32.170
18	10:14:46.206	1:58.366	42.298	49.726	88.489	26.342

(53) Guy Ruse

1	9:40:26.808	2:04.947	46.210	52.480	82.197	26.257
2	9:42:29.668	2:02.860	43.364	53.015	80.946	26.481
3	9:44:30.796	2:01.128	43.276	51.200	85.639	26.652
4	9:46:33.143	2:02.347	43.545	52.047	82.580	26.755
5	9:48:35.379	2:02.236	42.889	52.428	83.619	26.919
6	9:50:37.160	2:01.781	43.392	51.692	82.580	26.697
7	9:52:39.786	2:02.626	43.740	52.126	84.282	26.760
8	9:54:44.632	2:04.846	45.569	52.270	78.324	27.007
9	9:56:45.643	2:01.011	42.896	51.899	84.015	26.216
10	9:58:45.975	2:00.332	43.276	51.121	87.904	25.935
11	10:00:45.032	1:59.057	42.142	50.758	86.898	26.157
12	10:02:44.968	1:59.936	42.358	51.065	86.474	26.513
13	10:04:46.741	2:01.773	42.933	51.153	77.979	27.687
14	10:06:48.743	2:02.002	43.162	53.272	<b>91.221</b>	<b>25.568</b>
15	10:08:48.434	1:59.691	<b>41.787</b>	51.959	87.614	25.945
16	10:10:48.999	2:00.565	42.281	51.096	88.049	27.188
17	10:12:49.633	2:00.634	42.953	51.559	85.777	26.122
18	10:14:48.030	<b>1:58.397</b>	41.806	<b>50.734</b>	90.139	25.857

(22) Anthony Jimerson

1	9:40:16.822	1:55.764	43.957	46.932	92.651	24.875
2	9:42:08.830	1:52.008	40.515	46.378	92.010	25.115
3	9:43:58.296	1:49.466	39.315	<b>45.379</b>	92.813	24.772
4	9:45:48.020	1:49.724	38.987	45.886	93.961	24.851
5	9:47:37.327	<b>1:49.307</b>	<b>38.481</b>	45.857	92.010	24.969
6	9:49:26.709	1:49.382	38.669	45.998	<b>97.047</b>	<b>24.715</b>
7	9:51:16.047	1:49.338	38.570	45.821	94.967	24.947

Bill Skibbe Chief of Timing & Scoring

Orbits

Costa Dunias Chief Steward

Provisional

www.mylaps.com

Licensed to: Sports Car Club of America