

2018 National Championship Sonoma


SM

Sonoma Raceway 2.520 miles

SM Race

10/20/2018 13:30

Race (40:00 or 20 Laps) started at 13:33:41



Lap	Time of Day	Lap Tm	S1 Tm	S2 Tm	SPd	S3 Tm
<b>(10) Mark Drennan</b>						
1	13:35:39.166	1:58.039	42.906	48.686	96.519	26.447
2	13:37:34.601	1:55.435	40.784	48.446	<b>97.941</b>	<b>26.205</b>
3	13:39:29.989	<b>1:55.388</b>	40.865	<b>48.254</b>	97.581	26.269
4	13:41:25.620	1:55.631	40.762	48.427	93.630	26.442
5	13:43:21.078	1:55.458	<b>40.684</b>	48.427	96.519	26.347
6	13:45:17.234	1:56.156	40.793	48.660	92.010	26.703
7	13:47:13.348	1:56.114	40.907	48.709	96.344	26.498
8	13:49:09.618	1:56.270	40.984	48.708	94.798	26.578
9	13:51:05.672	1:56.054	40.940	48.610	95.137	26.504
10	13:53:01.853	1:56.181	40.866	48.893	95.651	26.422
11	13:54:57.942	1:56.089	40.970	48.710	94.461	26.409
12	13:56:54.218	1:56.276	41.246	48.657	96.169	26.373
13	13:58:50.729	1:56.511	40.912	48.973	95.996	26.626
14	14:00:47.068	1:56.339	41.034	48.815	94.629	26.490
15	14:02:43.602	1:56.534	41.048	48.880	94.798	26.606
16	14:04:39.805	1:56.203	40.973	48.775	96.169	26.455
17	14:06:36.242	1:56.437	40.933	48.885	92.651	26.619
18	14:08:33.196	1:56.954	40.965	48.887	84.955	27.102
19	14:10:29.673	1:56.477	41.318	48.747	95.996	26.412
20	14:12:26.690	1:57.017	41.191	49.200	95.479	26.626

Lap	Time of Day	Lap Tm	S1 Tm	S2 Tm	SPd	S3 Tm
<b>(8) Tristan Littlehale</b>						
1	13:35:40.609	1:59.125	44.423	48.308	<b>101.881</b>	26.394
2	13:37:36.258	1:55.649	40.848	48.195	95.996	26.606
3	13:39:31.684	1:55.426	41.010	<b>48.167</b>	97.581	26.249
4	13:41:27.025	<b>1:55.341</b>	40.847	48.335	99.778	26.159
5	13:43:23.045	1:56.020	<b>40.833</b>	48.644	97.224	26.543
6	13:45:18.843	1:55.798	41.014	48.659	97.581	<b>26.125</b>
7	13:47:15.863	1:57.020	41.729	48.871	97.581	26.420
8	13:49:12.714	1:56.851	41.357	49.072	97.402	26.422
9	13:51:09.212	1:56.498	41.257	48.923	96.519	26.318
10	13:53:05.711	1:56.499	41.146	48.934	94.967	26.419
11	13:55:02.334	1:56.623	41.273	48.949	97.941	26.401
12	13:56:58.818	1:56.484	41.294	48.721	95.137	26.469
13	13:58:55.559	1:56.741	41.248	49.033	96.694	26.460
14	14:00:52.555	1:56.996	41.217	49.440	98.121	26.339
15	14:02:49.770	1:57.215	41.547	49.222	96.519	26.446
16	14:04:47.017	1:57.247	41.401	49.221	95.651	26.625
17	14:06:44.245	1:57.228	41.406	49.326	95.479	26.496
18	14:08:41.333	1:57.088	41.567	49.150	97.047	26.371
19	14:10:38.068	1:56.735	41.415	49.033	96.870	26.287
20	14:12:36.315	1:58.247	41.752	49.825	95.996	26.670

Lap	Time of Day	Lap Tm	S1 Tm	S2 Tm	SPd	S3 Tm
<b>(28) Chris Haldeman</b>						
1	13:35:40.059	1:58.662	43.435	48.538	94.127	26.689
2	13:37:36.147	1:56.088	40.859	<b>48.494</b>	95.137	26.735
3	13:39:32.178	1:56.031	<b>40.844</b>	48.724	95.651	26.463
4	13:41:28.179	<b>1:56.001</b>	40.925	48.521	96.344	26.555
5	13:43:24.354	1:56.175	41.106	48.634	95.137	<b>26.435</b>
6	13:45:20.549	1:56.195	41.005	48.705	95.479	26.485
7	13:47:16.792	1:56.243	41.114	48.616	93.301	26.513
8	13:49:13.740	1:56.948	41.218	49.168	96.344	26.562
9	13:51:10.733	1:56.993	41.145	49.099	95.996	26.749
10	13:53:07.387	1:56.654	41.020	49.084	<b>96.870</b>	26.550
11	13:55:04.316	1:56.929	41.193	49.124	94.967	26.612
12	13:57:02.603	1:58.287	42.406	49.184	95.479	26.697
13	13:58:59.226	1:56.623	41.083	48.925	94.967	26.615
14	14:00:56.434	1:57.208	41.264	49.362	94.967	26.582
15	14:02:54.072	1:57.638	41.585	49.315	95.651	26.738
16	14:04:51.949	1:57.877	41.435	49.432	95.996	27.010
17	14:06:49.772	1:57.823	41.739	49.351	93.301	26.733
18	14:08:47.738	1:57.966	41.690	49.385	92.329	26.891
19	14:10:45.294	1:57.556	41.560	49.381	94.294	26.615
20	14:12:44.625	1:59.331	42.738	49.579	90.909	27.014

<b>(185) Justin Casey</b>						
1	13:35:40.426	1:59.051	44.114	<b>48.407</b>	94.461	26.530
2	13:37:36.529	1:56.103	<b>40.846</b>	48.635	92.010	26.622

Lap	Time of Day	Lap Tm	S1 Tm	S2 Tm	SPd	S3 Tm
1	13:35:44.072	2:02.216	45.654	49.670	89.231	26.892
2	13:37:40.168	1:56.096	<b>40.913</b>	48.736	97.581	26.447
3	13:39:36.424	1:56.256	40.917	48.846	97.941	26.493
4	13:41:32.416	<b>1:55.992</b>	41.090	<b>48.489</b>	98.485	26.413
5	13:43:28.606	1:56.190	40.917	48.634	97.402	26.639
6	13:45:25.095	1:56.489	41.381	48.648	98.851	26.460
7	13:47:21.246	1:56.151	41.012	48.614	<b>99.966</b>	26.525
8	13:49:17.344	1:56.098	41.035	48.629	97.402	26.434
9	13:51:14.561	1:57.217	41.601	49.012	90.909	26.604
10	13:53:11.662	1:57.101	41.304	49.233	96.694	26.564
11	13:55:08.030	1:56.368	41.078	48.745	97.224	26.545
12	13:57:04.576	1:56.546	41.217	48.925	96.870	<b>26.404</b>
13	13:59:00.955	1:56.379	41.201	48.722	98.121	26.456
14	14:00:58.390	1:57.435	41.374	48.933	89.082	27.128
15	14:02:55.647	1:57.257	41.290	49.166	92.975	26.801
16	14:04:53.164	1:57.517	41.502	49.486	95.651	26.529
17	14:06:50.445	1:57.281	41.385	49.078	94.294	26.818
18	14:08:47.827	1:57.382	41.492	49.245	95.651	26.645
19	14:10:45.679	1:57.852	41.749	49.250	95.996	26.853
20	14:12:44.934	1:59.255	42.823	49.448	92.490	26.984

Lap	Time of Day	Lap Tm	S1 Tm	S2 Tm	SPd	S3 Tm
<b>(42) Preston Pardus</b>						
1	13:35:41.620	1:59.823	44.806	48.905	<b>96.694</b>	<b>26.112</b>
2	13:37:37.155	<b>1:55.535</b>	41.074	48.463	94.967	26.244
3	13:39:33.203	1:56.048	41.341	48.463	94.967	26.244
4	13:41:29.213	1:56.010	41.119	<b>48.413</b>	96.169	26.478
5	13:43:25.366	1:56.153	40.868	48.850	95.996	26.435
6	13:45:21.809	1:56.443	41.015	48.885	94.798	26.543
7	13:47:17.584	1:55.775	<b>40.821</b>	48.821	96.870	26.543
8	13:49:14.176	1:56.592	41.506	48.821	96.870	26.543
9	13:51:10.985	1:56.809	41.280	48.969	92.651	26.560
10	13:53:07.713	1:56.728	41.090	48.960	91.535	26.678
11	13:55:04.638	1:56.925	41.185	49.000	91.535	26.678
12	13:57:02.848	1:58.210	42.246	49.000	91.535	26.678
13	13:58:59.497	1:56.649	41.045	49.000	91.535	26.678
14	14:00:57.037	1:57.540	41.225	49.541	95.479	26.774
15	14:02:54.501	1:57.464	41.709	49.541	95.479	26.774
16	14:04:52.166	1:57.665	41.729	49.105	92.813	26.831
17	14:06:50.298	1:58.132	41.714	49.298	93.465	27.120
18	14:08:47.463	1:57.165	41.353	49.335	93.630	26.477
19	14:10:44.986	1:57.523	41.479	49.213	94.461	26.831
20	14:12:45.027	2:00.041	43.225	49.507	87.183	27.309

Lap	Time of Day	Lap Tm	S1 Tm	S2 Tm	SPd	S3 Tm
<b>(74) Matt Reynolds</b>						
1	13:35:39.658	1:58.393	43.308	48.628	93.465	26.457
2	13:37:35.571	1:55.913	40.758	48.707	95.137	26.448
3	13:39:31.378	<b>1:55.807</b>	40.953	<b>48.600</b>	<b>97.941</b>	<b>26.254</b>
4	13:41:27.608	1:56.230	40.868	48.932	95.479	26.430
5	13:43:23.831	1:56.223	41.102	48.777	95.479	26.344
6	13:45:19.788	1:55.957	<b>40.752</b>	48.892	97.402	26.313
7	13:47:16.582	1:56.794	41.193	49.089	96.344	26.512
8	13:49:13.395	1:56.813	41.150	49.069	96.344	26.594
9	13:51:10.328	1:56.933	41.171	49.056	95.651	26.706
10	13:53:07.089	1:56.761	41.214	49.037	97.224	26.510
11	13:55:03.839	1:56.750	41.127	49.051	94.967	26.572
12	13:57:01.363	1:57.524	41.679	49.259	95.308	26.586
13	13:58:58.516	1:57.153	41.175	49.299	95.308	26.679
14	14:00:57.326	1:58.810	41.260	50.779	91.065	26.771
15	14:02:54.977	1:57.651	41.579	49.411	92.975	26.661
16	14:04:52.501	1:57.524	41.515	49.384	95.137	26.625
17	14:06:50.364	1:57.863	41.689	49.264	93.138	26.910
18	14:08:48.315	1:57.951	41.809	49.376	94.629	26.766
19	14:10:45.945	1:57.630	41.559	49.481	94.127	26.590
20	14:12:45.414	1:59.469	42.888	49.412	93.961	27.169

<b>(20) Jason Rawlins</b>						
1	13:35:40.426	1:59.051	44.114	<b>48.407</b>	94.461	26.530
2	13:37:36.529	1:56.103	<b>40.846</b>	48.635	92.010	26.622

Bill Skibbe Chief of Timing & Scoring

Costa Dunias Chief Steward

Orbits

Provisional

www.mylaps.com



# 2018 National Championship Sonoma


SM

Sonoma Raceway 2.520 miles

SM Race

10/20/2018 13:30

Race (40:00 or 20 Laps) started at 13:33:41



Lap	Time of Day	Lap Tm	S1 Tm	S2 Tm	SPd	S3 Tm	Lap	Time of Day	Lap Tm	S1 Tm	S2 Tm	SPd	S3 Tm
3	13:39:32.565	1:56.036	41.095	48.443	93.138	26.498	5	13:43:26.501	1:55.622	40.862	48.455	95.479	26.305
4	13:41:28.631	1:56.066	40.871	48.760	96.169	26.435	6	13:45:23.019	1:56.518	41.041	48.814	99.778	26.663
5	13:43:24.823	1:56.192	40.862	48.851	93.795	26.479	7	13:47:19.544	1:56.525	41.195	48.853	98.303	26.477
6	13:45:20.980	1:56.157	40.942	48.815	96.344	26.400	8	13:49:16.896	1:57.352	41.370	49.282	98.121	26.700
7	13:47:17.438	1:56.458	41.206	48.870	95.651	26.382	9	13:51:14.426	1:57.530	41.492	49.340	93.961	26.698
8	13:49:14.005	1:56.567	41.303	48.776	96.169	26.488	10	13:53:12.941	1:58.515	41.359	50.397	95.651	26.759
9	13:51:11.028	1:57.023	41.224	49.021	93.961	26.778	11	13:55:10.309	1:57.368	41.402	49.545	99.220	26.421
10	13:53:08.562	1:57.534	41.703	49.226	93.465	26.605	12	13:57:07.501	1:57.192	41.299	49.484	99.778	26.409
11	13:55:05.439	1:56.877	41.295	49.130	94.967	26.452	13	13:59:04.609	1:57.108	41.337	49.400	98.667	26.371
12	13:57:03.134	1:57.695	41.798	49.411	94.294	26.486	14	14:01:02.488	1:57.879	41.429	49.445	98.667	27.005
13	13:59:00.430	1:57.296	41.241	49.507	94.127	26.548	15	14:03:01.233	1:58.745	42.514	49.767	98.303	26.464
14	14:00:57.942	1:57.512	41.318	49.264	89.834	26.930	16	14:04:59.146	1:57.913	41.659	49.690	97.761	26.564
15	14:02:55.262	1:57.320	41.553	49.194	93.961	26.573	17	14:06:56.650	1:57.504	41.467	49.567	96.694	26.470
16	14:04:53.418	1:58.156	41.747	49.484	94.127	26.925	18	14:08:54.297	1:57.647	41.436	49.620	97.581	26.591
17	14:06:51.044	1:57.626	41.693	49.372	93.961	26.561	19	14:10:51.976	1:57.679	41.387	49.661	97.402	26.631
18	14:08:48.696	1:57.652	41.665	49.288	93.630	26.699	20	14:12:50.165	1:58.189	41.534	49.485	95.651	27.170
19	14:10:46.228	1:57.532	41.498	49.523	95.823	26.511							
20	14:12:45.485	1:59.257	42.762	49.578	92.490	26.917							

**(7) Austin Newmark**

1	13:35:41.235	1:59.581	44.589	48.611	97.761	26.381
2	13:37:37.169	1:55.934	<b>40.829</b>	<b>48.465</b>	<b>100.533</b>	26.640
3	13:39:33.648	1:56.479	41.154	48.858	98.303	26.467
4	13:41:29.461	1:55.813	40.960	48.571	97.941	<b>26.282</b>
5	13:43:25.666	1:56.205	40.933	48.731	97.047	26.541
6	13:45:22.069	1:56.403	41.061	48.950	98.121	26.392
7	13:47:19.374	1:57.305	41.570	49.037	96.694	26.698
8	13:49:16.905	1:57.531	41.349	49.263	94.294	26.919
9	13:51:14.940	1:58.035	41.751	49.547	97.941	26.737
10	13:53:11.893	1:56.953	41.321	49.101	99.591	26.531
11	13:55:08.697	1:56.804	41.279	49.069	98.303	26.456
12	13:57:05.560	1:56.863	41.291	49.037	97.047	26.535
13	13:59:03.363	1:57.803	41.694	49.426	96.519	26.683
14	14:01:00.399	1:57.036	41.390	49.222	97.402	26.424
15	14:02:57.950	1:57.551	41.535	49.454	97.761	26.562
16	14:04:54.999	1:57.049	41.342	49.139	97.047	26.568
17	14:06:52.527	1:57.528	41.568	49.262	93.961	26.698
18	14:08:49.534	1:57.007	41.388	49.129	97.941	26.490
19	14:10:46.477	1:56.943	41.254	49.236	97.402	26.453
20	14:12:45.822	1:59.345	42.946	49.312	93.795	27.087

**(94) Ken Sutherland**

1	13:35:39.408	1:58.280	43.080	48.832	94.798	26.368
2	13:37:35.033	1:55.625	<b>40.729</b>	48.517	95.479	26.379
3	13:39:30.663	1:55.630	40.944	<b>48.403</b>	97.047	26.283
4	13:41:26.675	1:56.012	40.926	48.794	95.996	26.292
5	13:43:22.565	1:55.890	41.033	48.586	97.581	<b>26.271</b>
6	13:45:19.129	1:56.564	41.183	48.776	<b>97.761</b>	26.605
7	13:47:16.400	1:57.271	41.641	48.942	94.294	26.688
8	13:49:13.142	1:56.742	41.175	48.967	96.344	26.600
9	13:51:09.786	1:56.644	41.135	49.158	97.402	26.351
10	13:53:06.759	1:56.973	41.392	49.082	96.344	26.499
11	13:55:03.758	1:56.999	41.273	48.960	95.479	26.766
12	13:57:01.949	1:58.191	42.771	48.870	96.344	26.550
13	13:58:58.732	1:56.783	41.474	48.865	95.996	26.444
14	14:00:56.435	1:57.703	41.262	49.623	94.798	26.818
15	14:02:54.403	1:57.968	42.143	49.122	94.461	26.703
16	14:04:51.799	1:57.396	41.728	49.023	95.479	26.645
17	14:06:49.618	1:57.819	41.662	49.234	91.851	26.923
18	14:08:47.109	1:57.491	41.534	49.269	95.479	26.688
19	14:10:44.937	1:57.828	41.683	49.196	93.795	26.949
20	14:12:45.871	2:00.934	44.942	49.398	96.519	26.594

**(08) Michael Carter**

1	13:35:42.562	1:59.937	44.411	49.518	99.405	<b>26.008</b>
2	13:37:37.840	1:55.278	40.875	<b>48.375</b>	99.220	26.028
3	13:39:34.323	1:56.483	41.456	48.556	98.667	26.471
4	13:41:30.879	1:56.556	41.598	48.790	<b>100.154</b>	26.168

**(00) Marc Cefalo**

1	13:35:40.918	1:59.231	44.385	48.644	98.667	<b>26.202</b>
2	13:37:36.872	1:55.954	40.966	<b>48.424</b>	97.941	26.564
3	13:39:33.032	1:56.160	41.238	48.604	<b>99.405</b>	26.318
4	13:41:28.982	<b>1:55.950</b>	<b>40.887</b>	48.663	95.823	26.400
5	13:43:25.241	1:56.259	40.917	48.885	98.121	26.457
6	13:45:21.955	1:56.714	40.990	48.885	94.967	26.839
7	13:47:19.034	1:57.079	41.475	49.129	98.121	26.475
8	13:49:16.663	1:57.629	41.433	49.420	95.651	26.776
9	13:51:15.172	1:58.509	41.526	49.617	86.194	27.366
10	13:53:13.057	1:57.885	41.537	49.748	92.169	26.600
11	13:55:11.314	1:58.257	41.580	49.843	92.169	26.834
12	13:57:09.443	1:58.129	41.622	49.690	96.344	26.817
13	13:59:08.603	1:59.160	41.939	50.149	93.301	27.072
14	14:01:07.339	1:58.736	41.787	50.193	94.294	26.756
15	14:03:06.221	1:58.882	41.894	50.190	91.851	26.798
16	14:05:04.445	1:58.224	41.704	49.594	92.975	26.926
17	14:07:02.726	1:58.281	41.663	49.799	95.137	26.819
18	14:09:01.369	1:58.643	41.700	49.977	94.294	26.966
19	14:11:00.428	1:59.059	41.713	50.271	92.975	27.075
20	14:13:00.038	1:59.610	41.862	50.545	89.381	27.203

**(25) Cole Ciraulo**

1	13:35:43.671	2:01.506	45.330	49.557	90.909	26.619
2	13:37:39.878	<b>1:56.207</b>	41.065	<b>48.850</b>	<b>100.343</b>	<b>26.292</b>
3	13:39:36.731	1:56.853	41.022	49.407	98.851	26.424
4	13:41:33.736	1:57.005	41.101	49.219	94.127	26.685
5	13:43:31.934	1:58.198	41.910	49.583	92.813	26.705
6	13:45:29.114	1:57.180	41.291	49.192	93.138	26.697
7	13:47:26.921	1:57.807	41.519	49.399	95.823	26.889
8	13:49:25.230	1:58.309	42.116	49.546	95.823	26.647
9	13:51:23.178	1:57.948	41.646	49.531	93.301	26.771
10	13:53:21.527	1:58.349	41.597	49.620	92.651	27.132
11	13:55:19.406	1:57.879	41.603	49.476	95.823	26.800
12	13:57:17.534	1:58.128	41.702	49.416	94.294	27.010
13	13:59:15.888	1:58.354	41.980	49.398	92.169	26.976
14	14:01:14.033	1:58.145	41.736	49.659	93.301	26.750
15	14:03:12.045	1:58.012	41.666	49.482	93.301	26.864
16	14:05:10.841	1:58.796	41.480	50.070	90.754	27.246
17	14:07:08.657	1:57.816	41.632	49.447	93.465	26.737
18	14:09:06.954	1:58.297	41.505	49.802	92.010	26.990
19	14:11:04.872	1:57.918	41.659	49.383	91.535	26.876
20	14:13:03.175	1:58.303	41.448	49.727	91.378	27.128

**(89) Nick Leverone**

1	13:35:43.138	2:00.914	44.649	49.900	96.169	<b>26.365</b>
2	13:37:40.535	1:57.397	41.731	49.191	<b>97.047</b>	26.475
3	13:39:37.551	1:57.016	41.576	<b>48.870</b>	95.996	26.570
4	13:41:34.521	<b>1:56.970</b>	41.417	49.002	95.308	26.551
5	13:43:32.220	1:57.699	41.337	49.571	94.967	26.791
6	13:45:29.522	1:57.302	41.342	49.295	96.344	26.665

Bill Skibbe Chief of Timing & Scoring


Costa Dunias Chief Steward

Orbits

Provisional

www.mylaps.com

Licensed to: Sports Car Club of America



# 2018 National Championship Sonoma

SM

Sonoma Raceway 2.520 miles

SM Race

10/20/2018 13:30

Race (40:00 or 20 Laps) started at 13:33:41

Lap	Time of Day	Lap Tm	S1 Tm	S2 Tm	SPd	S3 Tm	Lap	Time of Day	Lap Tm	S1 Tm	S2 Tm	SPd	S3 Tm
7	13:47:26.965	1:57.443	<b>41.322</b>	49.399	95.308	26.722	9	13:51:28.332	1:57.569	41.352	49.606	94.798	26.611
8	13:49:25.397	1:58.432	42.215	49.608	94.798	26.609	10	13:53:25.993	1:57.661	41.296	49.421	93.138	26.944
9	13:51:23.471	1:58.074	41.690	49.696	94.967	26.688	11	13:55:23.417	1:57.424	41.273	49.304	93.961	26.847
10	13:53:21.642	1:58.171	41.725	49.640	94.294	26.806	12	13:57:21.225	1:57.808	41.309	49.270	92.329	27.229
11	13:55:20.029	1:58.387	41.926	49.578	95.823	26.883	13	13:59:19.194	1:57.969	41.668	49.642	92.813	26.659
12	13:57:18.464	1:58.435	41.509	50.069	94.461	26.857	14	14:01:16.690	1:57.496	41.268	<b>48.984</b>	92.010	27.244
13	13:59:16.471	1:58.007	41.658	49.433	93.465	26.916	15	14:03:15.078	1:58.388	41.365	50.173	93.465	26.850
14	14:01:15.182	1:58.711	41.668	49.790	95.308	27.253	16	14:05:14.368	1:59.290	42.465	49.757	90.292	27.068
15	14:03:14.033	1:58.851	41.979	49.470	91.693	27.402	17	14:07:14.332	1:59.964	42.553	50.438	90.599	26.973
16	14:05:12.833	1:58.800	42.410	49.607	95.479	26.783	18	14:09:12.868	1:58.536	41.789	49.812	93.465	26.935
17	14:07:12.891	2:00.058	43.285	49.907	96.169	26.866	19	14:11:11.085	1:58.217	<b>41.202</b>	49.935	94.294	27.080
18	14:09:11.140	1:58.249	41.652	49.742	95.137	26.855	20	14:13:11.010	1:59.925	41.503	51.274	89.834	27.148
19	14:11:09.147	1:58.007	41.623	49.596	97.047	26.788							
20	14:13:07.668	1:58.521	41.682	49.907	95.137	26.932							

(72) Justin Crickenberger

1	13:35:44.478	2:01.876	45.171	49.919	<b>94.967</b>	26.786
2	13:37:41.600	1:57.122	41.430	<b>48.672</b>	92.169	27.020
3	13:39:39.049	1:57.449	<b>41.131</b>	49.230	94.294	27.088
4	13:41:36.146	1:57.097	41.302	49.029	93.795	26.766
5	13:43:33.556	1:57.410	41.304	49.358	93.138	26.748
6	13:45:30.533	<b>1:56.977</b>	41.231	49.178	94.798	<b>26.568</b>
7	13:47:28.675	1:58.142	41.372	49.184	92.813	27.586
8	13:49:26.282	1:57.607	41.509	49.279	93.961	26.819
9	13:51:23.824	1:57.542	41.336	49.614	93.138	26.592
10	13:53:21.839	1:58.015	42.079	49.161	92.169	26.775
11	13:55:20.160	1:58.321	41.979	49.529	92.490	26.813
12	13:57:17.948	1:57.788	41.587	49.384	93.301	26.817
13	13:59:16.015	1:58.067	41.751	49.505	92.651	26.811
14	14:01:15.197	1:59.182	41.782	49.848	92.329	27.552
15	14:03:14.487	1:59.290	41.507	49.587	80.823	28.196
16	14:05:13.325	1:58.838	42.134	49.673	91.378	27.031
17	14:07:13.260	1:59.935	42.766	50.164	90.909	27.005
18	14:09:11.337	1:58.077	41.704	49.587	91.851	26.786
19	14:11:09.463	1:58.126	41.715	49.544	92.329	26.867
20	14:13:07.932	1:58.469	41.544	50.091	93.301	26.834

(78) Clark Cambren

1	13:35:44.238	2:02.170	45.416	49.881	92.651	26.873
2	13:37:41.158	<b>1:56.920</b>	41.379	<b>48.763</b>	92.651	26.778
3	13:39:38.458	1:57.300	<b>41.316</b>	48.984	95.137	27.000
4	13:41:35.705	1:57.247	41.403	49.133	94.127	26.711
5	13:43:33.056	1:57.351	41.424	49.225	96.169	26.702
6	13:45:30.134	1:57.078	41.354	49.184	95.651	<b>26.540</b>
7	13:47:27.546	1:57.412	41.616	49.099	94.294	26.697
8	13:49:25.818	1:58.272	41.886	49.634	92.975	26.752
9	13:51:23.665	1:57.847	41.553	49.663	95.308	26.631
10	13:53:22.686	1:59.021	42.463	49.587	91.693	26.971
11	13:55:20.832	1:58.146	41.737	49.414	93.138	26.995
12	13:57:19.260	1:58.428	41.570	49.954	93.465	26.904
13	13:59:17.214	1:57.954	41.659	49.449	92.329	26.846
14	14:01:15.734	1:58.520	41.859	49.510	<b>96.519</b>	27.151
15	14:03:14.802	1:59.068	41.659	50.372	91.378	27.037
16	14:05:14.234	1:59.432	42.245	49.906	92.975	27.281
17	14:07:13.995	1:59.761	42.269	50.399	94.629	27.093
18	14:09:13.301	1:59.306	41.843	50.416	92.010	27.047
19	14:11:12.943	1:59.642	42.231	50.272	89.186	27.139
20	14:13:12.702	1:59.759	42.062	50.471	91.221	27.226

(32) Brandon Sloan

1	13:35:50.725	2:07.087	49.415	50.087	92.329	27.585
2	13:37:49.688	1:58.963	42.731	49.552	94.798	<b>26.680</b>
3	13:39:47.804	1:58.116	41.730	49.425	93.301	26.961
4	13:41:45.360	1:57.556	41.207	49.502	94.798	26.847
5	13:43:43.164	1:57.804	41.995	49.068	93.795	26.741
6	13:45:40.470	<b>1:57.306</b>	41.238	49.202	93.630	26.866
7	13:47:37.934	1:57.464	41.572	<b>48.926</b>	89.986	26.966
8	13:49:35.400	1:57.466	<b>41.098</b>	49.384	91.693	26.984
9	13:51:33.435	1:58.035	41.368	49.843	93.301	26.824
10	13:53:32.147	1:58.712	41.464	50.331	95.479	26.917
11	13:55:29.658	1:57.511	41.303	49.365	94.461	26.843
12	13:57:27.971	1:58.313	41.747	49.624	94.461	26.942
13	13:59:25.320	1:57.349	41.226	49.171	95.137	26.952
14	14:01:22.629	1:57.309	41.468	49.047	<b>95.823</b>	26.794
15	14:03:22.338	1:59.709	41.193	51.487	92.975	27.029
16	14:05:20.874	1:58.536	41.336	50.473	93.465	26.727
17	14:07:18.928	1:58.054	41.934	49.271	93.465	26.849
18	14:09:18.849	1:59.921	41.797	50.519	86.055	27.605
19	14:11:16.950	1:58.101	41.628	49.526	94.629	26.947
20	14:13:15.100	1:58.150	41.815	49.459	94.294	26.876

(22) Tommy McCarthy

1	13:35:45.558	2:02.671	45.820	50.085	90.909	26.766
2	13:37:43.259	1:57.701	41.818	<b>49.200</b>	95.137	26.683
3	13:39:40.598	1:57.339	<b>41.238</b>	49.274	94.461	26.827
4	13:41:39.104	1:58.506	42.037	49.555	93.301	26.914
5	13:43:36.618	1:57.514	41.380	49.295	93.301	26.839
6	13:45:35.706	1:59.088	42.069	50.283	92.490	26.736
7	13:47:33.605	1:57.899	41.754	49.410	94.461	26.735
8	13:49:31.285	1:57.680	41.363	49.466	93.795	26.851
9	13:51:28.592	<b>1:57.307</b>	41.420	49.241	95.308	<b>26.646</b>
10	13:53:27.052	1:58.460	41.669	49.939	94.461	26.852

(18) Jason Kohler

1	13:35:45.491	2:02.271	45.203	50.175	91.693	26.893
2	13:37:42.978	1:57.487	41.702	49.206	<b>95.308</b>	<b>26.579</b>
3	13:39:40.619	1:57.641	41.325	49.155	88.195	27.161
4	13:41:39.363	1:58.744	42.225	49.629	92.975	26.890
5	13:43:37.150	1:57.787	41.594	49.264	94.127	26.929
6	13:45:35.411	1:58.261	41.637	49.993	93.961	26.631
7	13:47:33.452	1:58.041	41.553	49.677	93.301	26.811
8	13:49:30.763	<b>1:57.311</b>	41.231	49.405	94.127	26.675

Bill Skibbe Chief of Timing & Scoring


Costa Dunias Chief Steward

**Provisional**

www.mylaps.com

Licensed to: Sports Car Club of America

Orbits



# 2018 National Championship Sonoma

SM

Sonoma Raceway 2.520 miles

SM Race

10/20/2018 13:30

Race (40:00 or 20 Laps) started at 13:33:41

Lap	Time of Day	Lap Tm	S1 Tm	S2 Tm	SPd	S3 Tm	Lap	Time of Day	Lap Tm	S1 Tm	S2 Tm	SPd	S3 Tm
11	13:55:25.080	1:58.028	41.624	49.531	95.823	26.873	13	13:59:26.077	1:58.548	41.539	50.078	95.651	26.865
12	13:57:23.428	1:58.348	41.655	49.742	95.308	26.951	14	14:01:24.797	1:58.720	41.987	49.731	97.941	26.964
13	13:59:21.550	1:58.122	41.464	49.662	92.651	26.996	15	14:03:23.960	1:59.163	41.682	49.847	90.754	27.599
14	14:01:20.396	1:58.846	41.791	49.771	93.465	27.284	16	14:05:22.910	1:58.950	41.890	49.881	96.169	27.120
15	14:03:19.692	1:59.296	41.489	50.831	92.010	26.976	17	14:07:21.733	1:58.823	41.959	49.725	98.485	27.080
16	14:05:17.957	1:58.265	41.789	49.625	95.651	26.851	18	14:09:20.765	1:59.032	41.940	50.087	98.667	26.958
17	14:07:16.945	1:58.988	41.993	50.062	92.975	26.933	19	14:11:19.188	1:58.423	41.693	49.649	96.870	27.020
18	14:09:19.186	2:02.241	41.993	52.968	88.636	27.280	20	14:13:17.888	1:58.700	41.973	49.591	97.402	27.093
19	14:11:17.541	1:58.355	41.888	49.582	95.996	26.885							
20	14:13:15.507	1:57.966	41.606	49.507	<b>98.121</b>	26.853							

(02) Stephen Jeu

1	13:35:45.183	2:02.613	45.670	49.912	92.651	27.031
2	13:37:42.430	1:57.247	41.534	<b>48.812</b>	92.329	26.901
3	13:39:39.460	<b>1:57.030</b>	<b>41.243</b>	49.057	96.344	26.730
4	13:41:37.260	1:57.800	41.528	49.347	92.975	26.925
5	13:43:34.540	1:57.280	41.295	49.328	96.344	26.657
6	13:45:32.292	1:57.752	41.712	49.387	95.308	<b>26.653</b>
7	13:47:29.909	1:57.617	41.594	49.357	95.308	26.666
8	13:49:27.851	1:57.942	41.552	49.540	94.967	26.850
9	13:51:25.779	1:57.928	41.450	49.447	95.996	27.031
10	13:53:23.965	1:58.186	41.669	49.618	94.461	26.899
11	13:55:22.119	1:58.154	41.517	49.592	94.629	27.045
12	13:57:20.665	1:58.546	41.551	50.021	93.630	26.974
13	13:59:20.351	1:59.686	41.952	50.508	94.127	27.226
14	14:01:18.869	1:58.518	41.811	49.710	95.137	26.997
15	14:03:20.506	2:01.637	42.365	51.805	92.490	27.467
16	14:05:20.600	2:00.094	42.268	51.057	95.823	26.769
17	14:07:20.165	1:59.565	42.514	50.061	<b>100.343</b>	26.990
18	14:09:19.883	1:59.718	41.988	50.287	88.784	27.443
19	14:11:18.832	1:58.949	42.059	49.818	95.651	27.072
20	14:13:20.650	2:01.818	41.727	49.906	95.479	30.185

(21) Joseph Federl

1	13:35:45.979	2:02.556	45.493	50.498	93.465	26.565
2	13:37:44.265	1:58.286	41.976	49.499	95.137	26.811
3	13:39:41.807	<b>1:57.542</b>	<b>41.455</b>	<b>49.484</b>	95.823	26.603
4	13:41:39.994	1:58.187	41.822	49.613	96.694	26.752
5	13:43:38.664	1:58.670	41.848	49.936	97.581	26.886
6	13:45:37.271	1:58.607	41.958	49.964	95.308	26.685
7	13:47:35.426	1:58.155	41.946	49.637	94.461	26.572
8	13:49:32.996	1:57.570	41.461	49.563	96.519	<b>26.546</b>
9	13:51:31.878	1:58.882	41.487	50.419	92.010	26.976
10	13:53:29.804	1:57.926	41.513	49.563	97.581	26.850
11	13:55:27.780	1:57.976	41.731	49.514	94.967	26.731
12	13:57:25.653	1:57.873	41.527	49.658	97.761	26.688
13	13:59:23.942	1:58.289	41.966	49.603	94.461	26.720
14	14:01:21.786	1:57.844	41.629	49.595	97.224	26.620
15	14:03:21.111	1:59.325	41.499	50.052	85.916	27.774
16	14:05:19.856	1:58.745	41.852	50.213	98.121	26.680
17	14:07:18.464	1:58.608	41.830	49.634	94.798	27.144
18	14:09:19.369	2:00.905	41.673	51.941	88.636	27.291
19	14:11:17.872	1:58.503	41.977	49.681	97.402	26.845
20	14:13:15.894	1:58.022	41.685	49.625	<b>98.667</b>	26.712

(26) Tim Ferrick

1	13:35:48.169	2:04.085	46.347	50.513	84.955	27.225
2	13:37:47.423	1:59.254	43.162	49.504	89.682	<b>26.588</b>
3	13:39:45.576	<b>1:58.153</b>	42.401	<b>48.993</b>	90.909	26.759
4	13:41:44.275	1:58.699	42.201	49.712	90.139	26.786
5	13:43:44.459	2:00.184	43.604	49.761	91.065	26.819
6	13:45:42.866	1:58.407	<b>41.456</b>	49.872	87.614	27.079
7	13:47:40.408	2:07.542	43.036	57.815	<b>91.378</b>	26.691
8	13:49:49.128	1:58.720	41.581	50.339	88.636	26.800
9	13:51:48.611	1:59.483	41.848	50.272	91.065	27.363
10	13:53:48.002	1:59.391	42.376	50.247	90.445	26.768
11	13:55:46.918	1:58.916	41.888	50.024	89.986	27.004
12	13:57:45.643	1:58.725	41.702	49.999	89.082	27.024
13	13:59:44.446	1:58.803	41.769	50.104	89.532	26.930
14	14:01:43.565	1:59.119	42.091	49.993	91.378	27.035
15	14:03:42.396	1:58.831	41.922	49.829	86.055	27.080
16	14:05:41.455	1:59.059	41.675	50.355	90.139	27.029
17	14:07:40.263	1:59.808	42.411	50.280	88.049	27.117
18	14:09:40.392	1:59.129	41.755	50.350	88.342	27.024
19	14:11:39.807	1:59.415	42.297	50.023	89.682	27.095
20	14:13:39.919	2:00.112	42.188	50.879	90.599	27.045

(3) James Wetter

1	13:35:47.266	2:03.610	45.915	50.416	92.329	27.279
2	13:37:45.806	1:58.540	42.029	49.593	95.996	26.918
3	13:39:42.725	<b>1:56.919</b>	<b>41.323</b>	48.949	94.798	<b>26.647</b>
4	13:41:40.292	1:57.567	41.568	49.343	94.967	26.656
5	13:43:38.927	1:58.635	41.911	49.808	96.169	26.916
6	13:45:37.092	1:58.165	41.892	49.522	94.294	26.751
7	13:47:34.776	1:57.684	41.539	49.402	93.961	26.743
8	13:49:32.035	1:57.259	41.665	<b>48.925</b>	<b>96.694</b>	26.669
9	13:51:29.897	1:57.862	41.511	49.684	94.798	26.667
10	13:53:27.663	1:57.766	41.740	49.253	94.798	26.773
11	13:55:25.467	1:57.804	41.692	49.430	93.630	26.682
12	13:57:23.795	1:58.328	41.697	49.554	94.461	27.077
13	13:59:21.809	1:58.014	41.674	49.544	94.461	26.796
14	14:01:20.692	1:58.883	42.328	49.430	95.137	27.125
15	14:03:20.419	1:59.727	41.785	50.792	91.065	27.150
16	14:05:18.479	1:58.060	42.025	49.347	95.996	26.688
17	14:07:17.112	1:58.633	42.056	49.746	90.909	26.831
18	14:09:19.773	2:02.661	42.141	52.039	84.684	28.481
19	14:11:18.251	1:58.478	41.936	49.763	95.823	26.779
20	14:13:16.710	1:58.459	42.241	49.310	94.967	26.908

(36) Nils Musaeus

1	13:35:47.982	2:03.900	46.294	50.380	91.378	27.226
2	13:37:47.343	1:59.361	42.492	49.685	<b>95.996</b>	27.184
3	13:39:47.115	1:59.772	43.356	<b>49.615</b>	95.823	<b>26.801</b>
4	13:41:45.520	<b>1:58.405</b>	42.502	49.639	93.465	27.264
5	13:43:45.171	1:59.651	42.580	49.865	90.754	27.206
6	13:45:43.835	1:58.664	41.704	49.965	93.465	26.995
7	13:47:44.690	2:00.855	42.866	50.465	91.693	27.524
8	13:49:44.254	1:59.564	42.340	49.916	86.898	27.308
9	13:51:45.918	2:01.664	42.752	50.636	89.231	28.276
10	13:53:45.181	1:59.263	42.022	50.115	92.490	27.126
11	13:55:44.574	1:59.393	41.991	50.216	92.651	27.186
12	13:57:43.614	1:59.040	41.711	50.037	91.535	27.292
13	13:59:43.098	1:59.484	41.929	50.350	93.465	27.205
14	14:01:42.197	1:59.099	41.834	50.119	94.127	27.146

(23) Cole Gibson

1	13:35:48.371	2:03.599	46.024	50.331	90.909	27.208
2	13:37:47.089	1:58.718	42.369	49.600	98.303	26.688
3	13:39:45.053	1:57.964	<b>41.372</b>	49.591	97.047	26.937
4	13:41:43.664	1:58.611	41.830	49.642	94.127	27.076
5	13:43:41.645	1:57.981	41.843	49.406	100.154	26.668
6	13:45:39.288	<b>1:57.643</b>	41.481	<b>49.314</b>	98.667	26.784
7	13:47:37.047	1:57.759	41.691	49.449	98.667	<b>26.551</b>
8	13:49:34.916	1:57.869	41.580	49.463	98.667	26.790
9	13:51:33.011	1:58.095	41.656	49.555	97.402	26.849
10	13:53:31.364	1:58.353	41.784	49.528	98.303	27.003
11	13:55:29.380	1:58.016	41.668	49.387	<b>100.914</b>	26.922
12	13:57:27.529	1:58.149	41.636	49.588	100.154	26.855

Bill Skibbe Chief of Timing & Scoring

Costa Dunias Chief Steward

Orbits

Provisional

www.mylaps.com

Licensed to: Sports Car Club of America





2018 National Championship Sonoma

SM

Sonoma Raceway 2.520 miles

SM Race

10/20/2018 13:30

Race (40:00 or 20 Laps) started at 13:33:41

Lap	Time of Day	Lap Tm	S1 Tm	S2 Tm	SPd	S3 Tm	Lap	Time of Day	Lap Tm	S1 Tm	S2 Tm	SPd	S3 Tm
15	14:03:41.656	1:59.459	41.917	50.246	93.961	27.296	17	14:07:46.888	1:59.055	41.817	50.137	91.065	27.101
16	14:05:40.791	1:59.135	41.956	49.864	93.630	27.315	18	14:09:45.836	1:58.948	41.847	49.825	93.138	27.276
17	14:07:42.118	2:01.327	43.098	50.768	92.169	27.461	19	14:11:44.807	1:58.971	42.087	<b>49.640</b>	<b>94.967</b>	27.244
18	14:09:41.758	1:59.640	41.943	50.289	85.639	27.408	20	14:13:44.619	1:59.812	42.245	50.153	92.169	27.414
19	14:11:41.074	1:59.316	42.065	50.092	94.967	27.159							
20	14:13:40.427	1:59.353	42.191	49.992	93.961	27.170							
<b>(04) Mike LaBouff</b>							<b>(24) Lee Thomas</b>						
1	13:35:49.951	2:04.975	46.913	50.608	90.599	27.454	1	13:35:47.371	2:03.850	46.334	50.355	90.754	27.161
2	13:37:49.891	1:59.940	42.690	50.042	94.294	27.208	2	13:37:46.256	1:58.885	42.152	49.674	90.909	<b>27.059</b>
3	13:39:49.215	1:59.324	42.117	<b>49.442</b>	92.010	27.765	3	13:39:44.878	<b>1:58.622</b>	41.786	<b>49.655</b>	89.986	27.181
4	13:41:48.175	1:58.960	42.285	49.945	91.851	<b>26.730</b>	4	13:41:43.738	1:58.860	41.781	49.681	87.614	27.398
5	13:43:48.619	2:00.444	42.970	50.316	92.169	27.158	5	13:43:43.317	1:59.579	42.323	49.950	88.636	27.306
6	13:45:46.809	<b>1:58.190</b>	<b>41.765</b>	49.598	92.490	26.827	6	13:45:42.971	1:59.654	42.064	50.202	87.614	27.388
7	13:47:46.670	1:59.861	42.065	50.784	92.329	27.012	7	13:47:43.987	2:01.016	42.747	51.009	87.904	27.260
8	13:49:45.434	1:58.764	41.857	49.787	<b>94.461</b>	27.120	8	13:49:43.526	1:59.539	42.101	50.188	87.326	27.250
9	13:51:44.402	2:02.968	41.860	51.080	91.221	30.028	9	13:49:43.526	2:05.263	43.154	50.693	89.381	31.416
10	13:53:48.878	2:00.476	42.441	50.970	90.909	27.065	10	13:53:49.226	2:00.437	42.636	50.632	88.784	27.169
11	13:55:48.253	1:59.375	42.077	49.917	93.138	27.381	11	13:55:48.908	1:59.682	42.133	50.117	86.898	27.432
12	13:57:47.356	1:59.103	42.179	49.840	90.909	27.084	12	13:57:48.119	1:59.211	42.046	49.833	86.334	27.332
13	13:59:46.524	1:59.168	42.106	49.985	93.630	27.077	13	13:59:47.565	1:59.446	42.015	50.135	89.082	27.296
14	14:01:45.725	1:59.201	42.222	50.168	93.138	26.811	14	14:01:47.019	1:59.454	42.050	50.174	87.614	27.230
15	14:03:44.510	1:58.785	42.020	49.756	90.599	27.009	15	14:03:46.580	1:59.561	42.102	50.164	86.898	27.295
16	14:05:43.317	1:58.807	42.238	49.610	92.010	26.959	16	14:05:46.743	2:00.163	42.321	50.386	86.474	27.456
17	14:07:43.107	1:59.790	41.990	50.823	92.651	26.977	17	14:07:46.933	2:00.190	42.367	50.326	88.489	27.497
18	14:09:42.661	1:59.554	42.074	50.130	91.221	27.350	18	14:09:46.327	1:59.394	42.166	50.012	88.489	27.216
19	14:11:41.873	1:59.212	42.162	49.837	90.292	27.213	19	14:11:45.616	1:59.289	42.027	50.053	88.784	27.209
20	14:13:41.242	1:59.369	42.155	50.078	91.221	27.136	20	14:13:44.867	1:59.251	<b>41.702</b>	50.195	<b>91.221</b>	27.354
<b>(9) Brendan Hermalyn</b>							<b>(4) Joe Boyd</b>						
1	13:35:47.099	2:03.354	45.527	50.501	88.636	27.326	1	13:35:49.686	2:05.062	47.222	50.227	93.630	27.613
2	13:37:45.901	1:58.802	41.672	49.944	94.294	27.186	2	13:37:49.450	1:59.764	42.319	50.387	95.651	<b>27.058</b>
3	13:39:44.268	1:58.367	41.765	<b>49.522</b>	93.465	27.080	3	13:39:47.899	1:58.449	<b>41.676</b>	49.433	93.138	27.340
4	13:41:42.756	1:58.488	41.882	49.617	89.532	26.989	4	13:41:46.108	<b>1:58.209</b>	41.853	<b>49.234</b>	94.629	27.122
5	13:43:41.811	1:59.055	<b>41.607</b>	50.103	89.834	27.345	5	13:43:45.836	1:59.728	42.254	50.277	94.127	27.197
6	13:45:40.042	1:58.231	42.016	49.531	<b>95.651</b>	<b>26.684</b>	6	13:45:44.520	1:58.684	41.747	49.741	95.137	27.196
7	13:47:40.176	2:00.134	42.942	49.819	89.381	27.373	7	13:47:45.007	2:00.487	42.554	50.375	93.795	27.558
8	13:49:40.105	1:59.929	42.288	50.250	91.065	27.391	8	13:49:45.763	2:00.756	42.743	49.964	93.301	28.049
9	13:51:40.198	2:00.093	42.054	50.656	85.777	27.383	9	13:51:49.710	2:03.947	42.269	50.694	92.010	30.984
10	13:53:40.532	2:00.334	41.999	50.792	86.334	27.543	10	13:53:50.813	2:01.103	42.706	50.876	92.010	27.521
11	13:55:40.559	2:00.027	41.973	50.538	85.916	27.516	11	13:55:50.241	1:59.428	42.072	49.871	95.137	27.485
12	13:57:41.011	2:00.452	42.263	50.930	87.470	27.259	12	13:57:50.241	2:00.000	42.086	50.412	95.308	27.502
13	13:59:41.122	2:00.111	42.388	50.336	88.049	27.387	13	13:59:51.401	2:01.160	42.326	51.397	91.065	27.437
14	14:01:41.263	2:00.141	42.092	50.658	87.614	27.391	14	14:01:50.510	1:59.109	42.073	49.772	93.795	27.264
15	14:03:42.553	2:01.290	42.419	51.422	93.138	27.449	15	14:03:49.938	1:59.428	42.026	49.905	95.479	27.497
16	14:05:42.433	1:59.880	42.687	50.251	87.326	26.942	16	14:05:48.756	1:58.818	41.794	49.825	<b>96.870</b>	27.199
17	14:07:42.829	2:00.396	42.934	50.475	92.010	26.987	17	14:07:47.909	1:59.153	41.748	49.751	94.127	27.654
18	14:09:42.061	1:59.232	41.881	50.195	89.682	27.156	18	14:09:46.943	1:59.034	41.858	49.773	92.813	27.403
19	14:11:41.437	1:59.376	42.136	50.250	91.535	26.990	19	14:11:46.933	1:59.990	41.933	50.589	92.329	27.468
20	14:13:41.448	2:00.011	42.106	50.350	91.851	27.555	20	14:13:46.695	1:59.762	42.187	49.985	93.795	27.590
<b>(57) David Biggar</b>							<b>(99) Juan Graziosi</b>						
1	13:35:52.742	2:05.369	46.621	51.201	93.795	27.547	1	13:35:49.446	2:04.397	46.294	50.501	94.294	27.602
2	13:37:53.873	2:01.131	42.966	50.573	90.599	27.592	2	13:37:47.986	<b>1:58.540</b>	42.010	49.666	92.010	<b>26.864</b>
3	13:39:53.289	1:59.416	42.224	50.015	94.629	27.177	3	13:39:49.843	2:01.857	42.029	50.102	<b>96.519</b>	29.726
4	13:41:52.711	1:59.422	41.738	50.251	91.065	27.433	4	13:41:48.929	1:59.086	42.530	<b>49.567</b>	95.137	26.989
5	13:43:51.690	1:58.979	41.805	49.995	94.127	27.179	5	13:43:48.737	1:59.808	42.011	50.223	93.138	27.574
6	13:45:50.628	1:58.938	41.959	49.814	94.461	27.165	6	13:45:47.708	1:58.971	42.021	49.805	93.795	27.145
7	13:47:49.722	1:59.094	41.921	49.925	92.490	27.248	7	13:47:47.725	2:00.017	41.717	51.137	91.693	27.163
8	13:49:48.196	<b>1:58.474</b>	41.811	49.650	94.629	<b>27.013</b>	8	13:49:47.963	2:00.238	<b>41.615</b>	49.770	94.461	28.853
9	13:51:49.091	2:00.895	41.720	49.868	92.169	29.307	9	13:51:49.267	2:01.304	42.647	51.208	95.137	27.449
10	13:53:49.884	2:00.793	42.624	50.661	90.909	27.508	10	13:53:51.708	2:02.441	42.575	50.846	92.975	29.020
11	13:55:49.652	1:59.768	42.212	49.990	89.231	27.566	11	13:55:51.675	1:59.967	42.796	49.938	93.465	27.233
12	13:57:48.903	1:59.251	41.732	50.252	93.961	27.267	12	13:57:50.860	1:59.185	41.864	49.898	94.461	27.423
13	13:59:50.422	2:01.519	41.943	52.330	93.961	27.246	13	13:59:50.614	1:59.754	41.925	50.629	93.465	27.200
14	14:01:49.446	1:59.024	42.137	49.781	94.294	27.106	14	14:01:49.782	1:59.168	42.075	50.063	93.465	27.030
15	14:03:48.594	1:59.148	42.217	49.858	94.461	27.073	15	14:03:50.344	2:00.562	42.035	51.252	94.294	27.275
16	14:05:47.833	1:59.239	42.047	49.769	93.465	27.423	16	14:05:49.545	1:59.201	42.033	50.161	94.294	27.007
							17	14:07:49.041	1:59.496	42.137	50.159	94.629	27.200
							18	14:09:48.851	1:59.810	42.075	50.297	93.795	27.438

Bill Skibbe Chief of Timing & Scoring


Costa Dunias Chief Steward

Orbits

Provisional

www.mylaps.com

Licensed to: Sports Car Club of America



2018 National Championship Sonoma

SM

Sonoma Raceway 2.520 miles

SM Race

10/20/2018 13:30

Race (40:00 or 20 Laps) started at 13:33:41

Lap	Time of Day	Lap Tm	S1 Tm	S2 Tm	SPd	S3 Tm	Lap	Time of Day	Lap Tm	S1 Tm	S2 Tm	SPd	S3 Tm
19	14:11:49.672	2:00.821	42.007	51.268	91.221	27.546							
20	14:13:49.323	1:59.651	42.156	50.095	92.490	27.400							
<b>(49) Joe Schubert</b>							<b>(97) Gregory Hoff</b>						
1	13:35:51.781	2:06.483	47.822	51.285	92.010	27.376	1	13:35:55.517	2:07.184	46.743	52.300	89.381	28.141
2	13:37:52.803	2:01.022	43.652	<b>50.197</b>	93.301	27.173	2	13:37:56.568	2:01.051	42.808	50.656	88.784	27.587
3	13:39:52.537	<b>1:59.734</b>	<b>41.940</b>	50.626	92.651	27.168	3	13:39:56.892	2:00.324	42.242	50.464	84.819	27.618
4	13:41:53.266	2:00.729	42.206	51.363	91.065	27.160	4	13:41:59.354	2:02.462	41.951	50.938	74.484	29.573
5	13:43:53.872	2:00.606	42.482	51.086	91.221	<b>27.038</b>	5	13:43:58.718	<b>1:59.364</b>	42.201	<b>49.976</b>	91.535	<b>27.187</b>
6	13:45:53.670	1:59.798	42.010	50.591	91.693	27.197	6	13:45:59.247	2:00.529	42.423	50.872	88.489	27.234
7	13:47:53.695	2:00.025	42.160	50.689	91.378	27.176	7	13:47:58.937	1:59.690	42.128	50.253	89.834	27.309
8	13:49:54.313	2:00.618	42.438	50.880	92.010	27.300	8	13:49:59.109	2:00.172	42.566	50.102	89.231	27.504
9	13:51:54.801	2:00.488	42.268	50.688	92.813	27.532	9	13:51:59.652	2:00.543	42.012	50.729	88.049	27.802
10	13:53:55.516	2:00.715	42.399	51.128	<b>93.961</b>	27.188	10	13:54:01.299	2:01.647	42.144	51.899	86.334	27.604
11	13:55:56.365	2:00.849	42.323	51.127	89.986	27.399	11	13:56:01.036	1:59.737	42.010	50.370	90.599	27.357
12	13:57:56.524	2:00.159	42.374	50.637	93.301	27.148	12	13:58:01.511	2:00.475	42.427	50.506	89.986	27.542
13	13:59:56.827	2:00.303	42.204	50.756	92.329	27.343	13	14:00:01.316	1:59.800	42.007	50.417	91.693	27.341
14	14:01:57.752	2:00.925	42.542	51.063	89.682	27.320	14	14:02:02.124	2:00.808	<b>41.881</b>	51.346	88.933	27.581
15	14:03:58.992	2:01.240	42.759	50.459	92.975	28.022	15	14:04:02.544	2:00.420	42.552	50.253	90.599	27.615
16	14:05:59.269	2:00.277	42.410	50.683	93.961	27.184	16	14:06:02.542	1:59.998	42.245	50.277	90.754	27.476
17	14:07:59.729	2:00.460	42.394	50.815	90.754	27.251	17	14:08:03.750	2:01.208	42.984	50.697	91.221	27.527
18	14:10:00.278	2:00.549	42.455	50.913	89.682	27.181	18	14:10:04.201	2:00.451	42.486	50.572	88.489	27.393
19	14:12:02.781	2:02.503	42.756	51.693	89.082	28.054	19	14:12:05.059	2:00.858	42.278	50.933	<b>92.651</b>	27.647
20	14:14:03.655	2:00.874	42.699	50.736	89.231	27.439	20	14:14:05.302	2:00.243	42.135	50.598	91.065	27.510
<b>(14) Amy Mills</b>							<b>(114) Alan Gjedsted</b>						
1	13:35:51.800	2:06.267	47.209	51.233	93.795	27.825	1	13:35:58.758	2:07.005	45.850	53.351	83.883	27.804
2	13:37:52.286	2:00.486	42.731	50.603	92.975	27.152	2	13:37:58.792	2:00.034	42.211	50.711	90.139	27.112
3	13:39:51.937	<b>1:59.651</b>	<b>42.017</b>	50.528	94.629	<b>27.106</b>	3	13:39:58.411	1:59.619	41.974	50.496	90.754	27.149
4	13:41:52.753	2:00.816	42.393	50.736	92.010	27.687	4	13:41:58.998	2:00.587	42.696	50.149	91.693	27.742
5	13:43:54.396	2:01.643	42.589	51.689	91.221	27.365	5	13:43:58.208	1:59.210	41.902	50.200	90.139	27.108
6	13:45:54.730	2:00.334	42.329	50.689	92.490	27.316	6	13:45:57.096	<b>1:58.888</b>	<b>41.770</b>	<b>50.125</b>	91.693	26.993
7	13:47:54.846	2:00.116	42.353	50.414	92.010	27.349	7	13:47:57.004	1:59.908	42.182	50.885	90.599	<b>26.841</b>
8	13:49:55.464	2:00.618	42.537	50.733	93.301	27.348	8	13:49:57.119	2:00.115	42.386	50.683	89.082	27.046
9	13:51:56.634	2:01.170	42.501	50.884	93.465	27.785	9	13:51:58.983	2:01.864	43.144	51.231	90.754	27.489
10	13:53:56.987	2:00.353	42.571	50.436	95.137	27.346	10	13:53:59.188	2:00.205	42.313	50.853	89.986	27.039
11	13:55:57.637	2:00.650	42.686	50.569	<b>95.651</b>	27.395	11	13:55:59.372	2:00.184	42.436	50.597	91.851	27.151
12	13:57:57.736	2:00.099	42.411	<b>50.269</b>	93.138	27.419	12	13:57:59.650	2:00.278	42.569	50.678	90.445	27.031
13	13:59:58.112	2:00.376	42.418	50.507	92.490	27.451	13	14:00:00.249	2:00.599	42.917	50.622	93.138	27.060
14	14:01:58.725	2:00.613	42.443	50.643	93.138	27.527	14	14:02:01.026	2:00.777	42.428	51.007	87.040	27.342
15	14:03:59.235	2:00.510	42.424	50.706	91.221	27.380	15	14:04:00.917	1:59.891	42.137	50.586	91.693	27.168
16	14:06:00.356	2:01.121	42.570	50.982	94.461	27.569	16	14:06:02.217	2:01.300	42.118	50.542	92.975	28.640
17	14:08:01.327	2:00.971	42.549	50.762	92.813	27.660	17	14:08:02.210	1:59.993	42.605	50.526	<b>94.294</b>	26.862
18	14:10:02.010	2:00.683	42.402	50.500	92.329	27.781	18	14:10:02.772	2:00.562	42.536	50.780	90.445	27.246
19	14:12:03.143	2:01.133	42.428	50.907	92.169	27.798	19	14:12:05.034	2:02.262	42.431	51.204	90.139	28.627
20	14:14:04.543	2:01.400	42.931	50.896	90.909	27.573	20	14:14:05.914	2:00.880	42.620	50.663	93.465	27.597
<b>(117) Whitfield Gregg</b>							<b>(16) Ryan Gutile</b>						
1	13:35:52.984	2:06.708	47.049	52.377	89.682	27.282	1	13:35:54.380	2:06.591	46.790	52.236	91.693	27.565
2	13:37:54.531	2:01.547	42.762	51.556	91.693	27.229	2	13:37:55.102	2:00.722	42.624	50.774	89.682	27.324
3	13:39:55.410	2:00.879	42.555	51.425	91.378	<b>26.899</b>	3	13:39:56.081	2:00.979	42.502	51.341	93.138	27.136
4	13:41:55.840	2:00.430	42.281	51.123	93.795	27.026	4	13:41:56.997	2:00.916	42.335	51.138	88.933	27.443
5	13:43:56.083	2:00.243	<b>42.059</b>	50.903	91.851	27.281	5	13:43:58.037	2:01.040	42.988	50.755	95.651	27.297
6	13:45:56.682	2:00.599	42.573	51.079	92.651	26.947	6	13:45:59.304	2:01.267	42.764	50.940	92.975	27.563
7	13:47:56.751	2:00.069	42.141	50.727	<b>94.294</b>	27.201	7	13:47:59.805	2:00.501	42.996	50.331	93.138	27.174
8	13:49:56.758	2:00.007	42.098	50.845	92.975	27.064	8	13:49:59.693	<b>1:59.888</b>	<b>42.230</b>	50.354	92.975	27.304
9	13:51:58.260	2:01.502	43.224	50.940	94.127	27.338	9	13:52:00.236	2:00.543	42.369	50.378	88.784	27.796
10	13:53:58.835	2:00.575	42.602	50.972	91.065	27.001	10	13:54:01.384	2:01.148	42.722	50.398	92.813	28.028
11	13:55:59.106	2:00.271	42.364	50.646	91.693	27.261	11	13:56:02.322	2:00.938	43.224	<b>50.263</b>	92.169	27.451
12	13:57:59.237	2:00.131	42.296	50.554	94.294	27.281	12	13:58:02.520	2:00.198	42.550	50.488	91.693	27.160
13	13:59:59.143	<b>1:59.906</b>	42.067	50.622	91.221	27.217	13	14:00:02.483	1:59.963	42.328	50.507	<b>95.823</b>	<b>27.128</b>
14	14:01:59.457	2:00.314	42.482	<b>50.515</b>	91.221	27.317	14	14:02:02.927	2:00.444	42.524	50.745	92.490	27.175
15	14:04:00.722	2:01.265	43.087	50.748	90.292	27.430	15	14:04:03.496	2:00.569	42.579	50.666	92.169	27.324
16	14:06:01.380	2:00.658	42.735	50.698	89.682	27.225	16	14:06:03.630	2:00.134	42.577	50.352	94.629	27.205
17	14:08:01.927	2:00.547	42.353	50.657	87.470	27.537	17	14:08:04.045	2:00.415	42.297	50.813	95.308	27.305
18	14:10:02.401	2:00.474	42.393	50.927	91.065	27.154	18	14:10:04.895	2:00.850	42.670	50.898	94.127	27.282
19	14:12:03.180	2:00.779	42.559	51.092	92.813	27.128	19	14:12:05.871	2:00.976	42.885	50.848	91.221	27.243
20	14:14:04.729	2:01.549	43.037	51.126	89.986	27.386	20	14:14:06.454	2:00.583	42.424	50.392	92.490	27.767
<b>(122) Jesse Singer</b>													

Bill Skibbe Chief of Timing & Scoring


Costa Dunias Chief Steward

Orbits

Provisional

www.mylaps.com

Licensed to: Sports Car Club of America



2018 National Championship Sonoma


SM

Sonoma Raceway 2.520 miles

SM Race

10/20/2018 13:30

Race (40:00 or 20 Laps) started at 13:33:41



Lap	Time of Day	Lap Tm	S1 Tm	S2 Tm	SPd	S3 Tm	Lap	Time of Day	Lap Tm	S1 Tm	S2 Tm	SPd	S3 Tm
1	13:35:52.374	2:03.854	45.042	51.082	91.378	27.730	3	13:39:58.344	2:02.074	43.467			
2	13:37:53.240	2:00.866	42.835	50.880	95.479	27.151	4	13:42:01.421	2:03.077	44.897			
3	13:39:54.419	2:01.179	<b>42.094</b>	52.108	91.693	<b>26.977</b>	5	13:44:04.585	2:03.164	44.696			
4	13:41:54.748	2:00.329	43.111	50.183	92.010	27.035	6	13:46:05.262	2:00.677	<b>42.461</b>	50.767	90.599	27.449
5	13:43:55.141	2:00.393	42.419	50.483	92.169	27.491	7	13:48:07.053	2:01.791	42.750			
6	13:45:55.624	2:00.483	43.321	<b>50.171</b>	95.823	26.991	8	13:50:07.899	2:00.846	42.768			
7	13:47:55.592	<b>1:59.968</b>	42.329	50.587	96.169	27.052	9	13:52:09.377	2:01.478	42.935	50.566	91.851	27.977
8	13:49:56.034	2:00.442	42.360	50.774	91.221	27.308	10	13:54:10.945	2:01.568	42.687	51.395	93.630	27.486
9	13:51:57.515	2:01.481	43.745	50.292	<b>98.667</b>	27.444	11	13:56:11.688	2:00.743	42.774			
10	13:53:57.955	2:00.440	42.207	51.013	94.294	27.220	12	13:58:13.126	2:01.438	42.529			
11	13:55:57.994	2:00.039	42.307	50.696	95.308	27.036	13	14:00:15.313	2:02.187	43.397			
12	13:57:59.317	2:01.323	42.528	51.650	95.308	27.145	14	14:02:17.158	2:01.845	42.991	51.099	89.381	27.755
13	13:59:59.760	2:00.443	42.406	50.658	94.967	27.379	15	14:04:18.093	2:00.935	42.717	50.825	92.490	27.393
14	14:02:01.544	2:01.784	42.414	51.667	86.898	27.703	16	14:06:19.712	2:01.619	43.343			
15	14:04:04.935	2:03.391	44.234	51.401	85.364	27.756	17	14:08:20.300	<b>2:00.588</b>	42.792	<b>50.408</b>	92.329	27.388
16	14:06:05.682	2:00.747	42.760	50.852	94.461	27.135	18	14:10:22.575	2:02.275	43.929	50.968	<b>95.137</b>	27.378
17	14:08:06.606	2:00.924	42.588	51.138	93.301	27.198	19	14:12:24.662	2:02.087	42.719			
18	14:10:07.782	2:01.176	42.748	51.104	96.169	27.324	20	14:14:25.261	2:00.599	42.832	50.532	93.138	<b>27.235</b>
19	14:12:10.751	2:02.969	42.581	52.755	89.082	27.633							
20	14:14:12.777	2:02.026	42.821	51.243	91.378	27.962							

(125) Joe Alan Stubblefield

1	13:35:48.370	2:03.320				
2	13:37:50.910	2:02.540				
3	13:39:49.156	1:58.246				
4	13:41:47.986	1:58.830				
5	13:43:47.819	1:59.833				
6	13:45:46.519	1:58.700				
7	13:48:06.699	2:20.180				
8	13:50:07.126	2:00.427				
9	13:52:08.426	2:01.300				
10	13:54:09.880	2:01.454				
11	13:56:09.928	2:00.048				
12	13:58:11.483	2:01.555				
13	14:00:12.137	2:00.654				
14	14:02:13.957	2:01.820				
15	14:04:15.041	2:01.084				
16	14:06:16.473	2:01.432				
17	14:08:17.518	2:01.045				
18	14:10:18.908	2:01.390				
19	14:12:20.266	2:01.358				
20	14:14:22.475	2:02.209				

(11) William Keeling

1	13:35:53.884	2:07.539	47.853	52.258	92.010	27.428
2	13:37:53.928	2:00.044	42.376	50.570	<b>95.996</b>	<b>27.098</b>
3	13:39:54.575	2:00.647	42.690	50.634	93.961	27.323
4	13:41:54.465	<b>1:59.890</b>	42.406	<b>50.099</b>	88.933	27.385
5	13:43:54.659	2:00.194	42.396	50.409	89.834	27.389
6	13:45:55.171	2:00.512	42.536	50.518	90.754	27.458
7	13:47:55.342	2:00.171	<b>42.119</b>	50.480	91.378	27.572
8	13:49:55.900	2:00.558	42.378	50.745	90.445	27.435
9	13:52:06.999	2:11.099	52.162	50.995	87.904	27.942
10	13:54:08.291	2:01.292	42.615	50.968	88.195	27.709
11	13:56:09.442	2:01.151	42.796	50.710	89.986	27.645
12	13:58:10.951	2:01.509	42.718	51.027	89.082	27.764
13	14:00:11.711	2:00.760	42.412	50.664	90.292	27.684
14	14:02:13.641	2:01.930	43.029	51.204	89.231	27.697
15	14:04:15.941	2:02.300	43.805	50.881	89.532	27.614
16	14:06:17.023	2:01.082	42.641	50.287	92.169	28.154
17	14:08:18.356	2:01.333	42.749	50.850	87.759	27.734
18	14:10:19.361	2:01.005	42.534	50.921	89.834	27.550
19	14:12:20.774	2:01.413	42.787	50.827	89.082	27.799
20	14:14:22.849	2:02.075	42.719	51.579	84.148	27.777

(48) Jennifer Isley

1	13:35:55.091	2:06.122	46.014	52.053	88.049	28.055
2	13:37:56.270	2:01.179	42.554	50.692	87.040	27.933

(85) John Harms

1	13:35:56.611	2:06.884	46.250	51.768	77.299	28.866
2	13:38:00.039	2:03.428	43.797	52.163	88.784	27.468
3	13:40:01.968	2:01.929	43.143	51.350	89.381	27.436
4	13:42:04.238	2:02.270	43.161	51.602	88.195	27.507
5	13:44:06.795	2:02.557	43.223	51.557	85.364	27.777
6	13:46:08.591	2:01.796	43.041	<b>51.057</b>	90.139	27.698
7	13:48:12.151	2:03.560	44.593	51.374	88.489	27.593
8	13:50:14.115	2:01.964	43.007	51.346	86.615	27.611
9	13:52:16.014	2:01.899	43.117	51.289	88.195	27.493
10	13:54:17.886	2:01.872	42.930	51.213	87.183	27.729
11	13:56:20.250	2:02.364	43.378	51.485	88.342	27.501
12	13:58:22.889	2:02.639	43.307	51.696	86.898	27.636
13	14:00:24.957	2:02.068	43.127	51.499	86.756	27.442
14	14:02:26.750	2:01.793	43.014	51.443	89.231	<b>27.336</b>
15	14:04:28.539	<b>2:01.789</b>	42.980	51.308	89.231	27.501
16	14:06:30.369	2:01.830	42.972	51.389	<b>90.599</b>	27.469
17	14:08:33.367	2:02.998	43.113	51.839	89.682	28.046
18	14:10:35.230	2:01.863	<b>42.851</b>	51.374	86.756	27.638
19	14:12:37.460	2:02.230	43.096	51.612	87.470	27.522

(118) Mark Hazboun

1	13:35:56.318	2:06.554	46.449	51.563	85.091	28.542
2	13:37:57.187	2:00.869	43.657	<b>49.952</b>	91.065	<b>27.260</b>
3	13:39:57.988	<b>2:00.801</b>	43.054	50.229	88.933	27.518
4	13:42:01.016	2:03.028	45.009	50.229	89.834	27.790
5	13:44:01.922	2:00.906	43.115	50.112	93.630	27.679
6	13:46:03.749	2:01.827	43.191	50.671	92.010	27.965
7	13:48:06.124	2:02.375	42.994	50.671	76.852	28.710
8	13:50:07.021	2:00.897	42.813	50.449	92.169	27.635
9	13:52:08.117	2:01.096	42.981	50.492	<b>94.798</b>	27.623
10	13:54:12.253	2:04.136	43.214	51.835	92.010	29.087
11	13:56:13.087	2:00.834	<b>42.651</b>	50.586	89.532	27.597
12	13:58:23.657	2:10.570	42.945	59.630	83.883	27.995
13	14:00:25.738	2:02.081	43.468	50.914	88.195	27.699
14	14:02:27.465	2:01.727	43.126	50.909	86.756	27.692
15	14:04:29.192	2:01.727	42.823	51.201	84.955	27.703
16	14:06:31.554	2:02.362	42.870	51.687	87.183	27.805
17	14:08:34.403	2:02.849	43.233	51.154	83.488	28.462
18	14:10:37.534	2:03.131	43.397	51.695	83.096	28.039
19	14:12:41.498	2:03.964	44.109	51.779	85.091	28.076

(06) Ward Rose

1	13:35:58.683	2:07.491	46.087	52.954	86.194	28.450
2	13:38:03.013	2:04.330	43.989	<b>52.331</b>	<b>87.326</b>	<b>28.010</b>
3	13:40:07.451	2:04.438	43.508	52.618	87.040	28.312
4	13:42:12.286	2:04.835	43.802	52.457	84.148	28.576
5	13:44:17.410	2:05.124	43.572	53.159	84.415	28.393
6	13:46:21.753	2:04.343	43.447	52.576	82.838	28.320

Bill Skibbe Chief of Timing & Scoring


Costa Dunias Chief Steward

Orbits

Provisional

www.mylaps.com

Licensed to: Sports Car Club of America



2018 National Championship Sonoma


SM

Sonoma Raceway 2.520 miles

SM Race

10/20/2018 13:30

Race (40:00 or 20 Laps) started at 13:33:41



Lap	Time of Day	Lap Tm	S1 Tm	S2 Tm	SPd	S3 Tm
7	13:48:25.851	2:04.098	<b>43.378</b>	52.688	86.055	28.032
8	13:50:29.657	<b>2:03.806</b>	43.398	52.361	86.194	28.047
9	13:52:34.648	2:04.991	43.521	52.955	84.819	28.515
10	13:54:40.131	2:05.483	44.119	53.025	84.955	28.339
11	13:56:45.851	2:05.720	44.049	52.881	85.501	28.790
12	13:58:52.078	2:06.227	43.984	52.871	79.494	29.372
13	14:01:00.514	2:08.436	43.957	54.959	71.289	29.520
14	14:03:06.945	2:06.431	44.745	52.772	83.883	28.914
15	14:05:12.335	2:05.390	44.106	52.874	84.550	28.410
16	14:07:19.593	2:07.258	45.533	52.803	83.488	28.922
17	14:09:25.743	2:06.150	44.724	53.066	83.357	28.360
18	14:11:30.948	2:05.205	43.832	52.862	83.751	28.511
19	14:13:37.253	2:06.305	44.253	53.275	80.946	28.777

Lap	Time of Day	Lap Tm	S1 Tm	S2 Tm	SPd	S3 Tm
-----	-------------	--------	-------	-------	-----	-------

(149) Dan Harding

1	13:35:59.817	2:09.144	46.699	53.792	77.412	28.653
2	13:38:05.571	2:05.754	44.343	53.165	83.357	<b>28.246</b>
3	13:40:11.117	2:05.546	43.962	53.103	85.777	28.481
4	13:42:17.338	2:06.221	43.911	53.205	83.226	29.105
5	13:44:24.469	2:07.131	44.504	53.825	82.967	28.802
6	13:46:30.288	2:05.819	44.281	52.970	82.325	28.568
7	13:48:37.755	2:07.467	44.361	54.203	84.415	28.903
8	13:50:43.737	2:05.982	44.213	52.790	82.325	28.979
9	13:52:49.324	2:05.587	44.085	52.850	84.819	28.652
10	13:54:55.417	2:06.093	44.426	<b>52.720</b>	87.040	28.947
11	13:57:02.055	2:06.638	44.781	52.930	83.619	28.927
12	13:59:09.810	2:07.755	45.997	53.067	<b>90.599</b>	28.691
13	14:01:17.301	2:07.491	<b>43.717</b>	53.048	85.091	30.726
14	14:03:24.962	2:07.661	44.702	53.943	81.442	29.016
15	14:05:30.684	2:05.722	44.203	52.726	84.819	28.793
16	14:07:36.146	<b>2:05.462</b>	44.069	52.754	84.550	28.639
17	14:09:43.748	2:07.602	44.270	53.387	78.671	29.945
18	14:11:50.084	2:06.336	44.253	53.576	87.470	28.507
19	14:13:55.677	2:05.593	43.940	52.755	84.415	28.898

(62) Jon Davies

1	13:35:47.690	2:03.806	46.342	50.195	91.065	27.269
2	13:37:46.605	1:58.915	42.260	49.586	<b>94.127</b>	27.069
3	13:39:45.291	<b>1:58.686</b>	<b>41.725</b>	49.605	92.490	27.356
4	13:41:44.020	1:58.729	42.050	49.770	92.329	26.909
5	13:43:43.797	1:59.777	43.796	<b>49.156</b>	93.465	<b>26.825</b>
6	13:45:43.218	1:59.421	41.794	50.552	88.933	27.075
7	13:47:44.227	2:01.009	43.065	50.698	90.445	27.246
8	13:49:44.014	1:59.787	42.486	49.808	88.933	27.493
9	13:52:08.841	2:24.827	42.711	50.276	89.682	51.840
10	13:54:18.272	2:09.431	48.090	52.806	84.282	28.535
11	13:56:21.455	2:03.183	43.201	51.764	88.636	28.218

(39) Danny Steyn

1	13:35:41.437	1:59.495	44.529	48.765	96.519	<b>26.201</b>
2	13:37:37.460	1:56.023	<b>41.017</b>	48.652	97.224	26.354
3	13:39:34.203	1:56.743	41.399	48.681	96.694	26.663
4	13:41:30.381	1:56.178	41.077	48.703	<b>99.035</b>	26.398
5	13:43:26.222	<b>1:55.841</b>	41.080	<b>48.452</b>	98.851	26.309
6	13:45:29.221	2:02.999	41.043	48.925	98.485	33.031

(98) Charlie Campbell

1	13:35:48.680	<b>2:04.308</b>	<b>46.870</b>	<b>50.304</b>	<b>95.308</b>	27.134
---	--------------	-----------------	---------------	---------------	---------------	--------

Bill Skibbe Chief of Timing & Scoring

Costa Dunias Chief Steward

Orbits

Provisional

www.mylaps.com

Licensed to: Sports Car Club of America